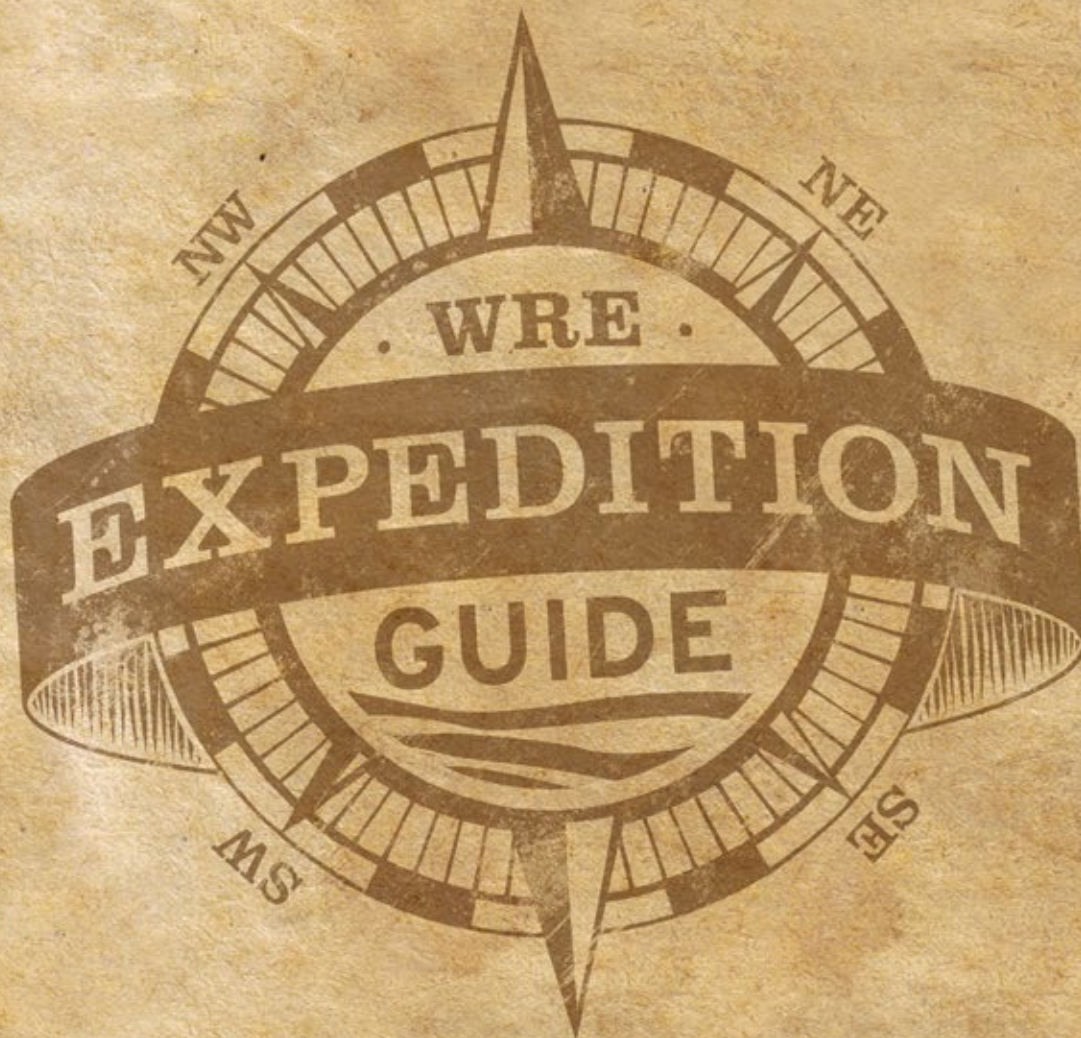


»» Rogue River » Oregon

3 OR 4 DAY LODGE TO LODGE EXPEDITION



Rogue River » Oregon

3 OR 4 DAY LODGE TO LODGE EXPEDITION

What to Expect

- ☞ Day-by-Day Itinerary
- ☞ Typical Day
- ☞ Learn About the Rafts
- ☞ Lodges on the Rogue River
- ☞ Physical Requirements

Get Ready!

- ☞ Packing List
- ☞ Packing Tips
- ☞ Travel Information
- ☞ Payment & Cancellation



Rogue River » Oregon

With legendary American West appeal, stemming from deep roots in river rafting lore, the lodge to lodge Rogue River rafting trip delivers a perfect blend of wildlife and wilderness with the cozy charm of cabin comforts like your own room and private bathroom. Cascading down the lush Pacific face of snow capped volcanic peaks, the Rogue River tumbles toward the Oregon Coast with the playfulness of the friendly river otters that make their home on the Rogue. Wildlife such as deer and black bear thrive in this congressionally designated Wild & Scenic river ecosystem. Comfortable water temperatures invite you to swim and play, splashing through Class II - IV rapids for your choice of 3 or 4 days. ✨

Itinerary & Travel Information

DAY PRIOR » Meet at Morrison's Lodge at 5:45 PM (PST) for trip orientation and to receive your dry bag.

DAY ONE » Meet at Morrison's Lodge at the time determined by your guides the night before. Depart for the Rand Boat Ramp as a group. A safety orientation will prepare you for the trip, while your gear is loaded onto the boats.

Sometime before lunch the gently flowing river breaks its slumber at a rapid named Grave Creek. This marks the congressionally designated Wild & Scenic section of the Rogue River in Oregon. Guests take a lunch break and walk around a Class V rapid named Rainie Falls. Afternoon hours are spent splashing through several more Class II and Class III rapids. Black Bar Lodge awaits your arrival with hors d'oeuvres, complimentary regional wine, beer and sodas. Play and explore around the lodge until you're called in for a family style dinner, served in the cozy lodge dining room. Enjoy the evening as stars begin to fill the sky.

DAY TWO » Freshly brewed coffee greets your senses at about 7:00 AM (PST), with breakfast following a short time thereafter. Personal gear is transported back down to the river's edge where boats are prepared for another day of adventure on the Rogue River. Enjoy playful river rapids throughout the day, interspersed with a hike or two to historic pioneer cabins. Marial Lodge is home for your second night on the Rogue River. Enjoy a hike that evening to a spectacular waterfall in the dense Oregon forest.

DAY THREE » On a 3-day/2-night expedition, you'll encounter the most spectacular of the Rogue River rapids on Day 3. Mule Creek Canyon, Blossom Bar, and Devil's Staircase are all Class IV rapids. More rapids lengthen out the day with a calmer side. *Expect to arrive at Foster Bar take-out around 3:00 PM (PST) where vans are ready to take you back to Morrison's Lodge. You should arrive at your vehicle at 6:00 PM (PST) that evening.

DAY FOUR » Day 4 is made possible by stopping at Half Moon Bar Lodge for your third night. The last day of a 3-day trip is split into 2 days and moves at a more relaxed pace. On the fourth day, you will arrive at Foster Bar take-out around 3:00 PM (PST) where vans are ready to take you back to Morrison's Lodge. You should arrive at your vehicle around 6:00 PM (PST) that evening.



QUICK FACTS

Rogue River Lodge to Lodge:

May - September
3 or 4 Days, 45 miles

Begins and Ends:

Merlin, OR

Travel Time from Nearest Major City:

Medford, OR (45 min. drive)

Current Rates, visit: www.westernriver.com

RATES & DATES

For current rates & dates please visit our website at:

RATE INCLUDES



RAFTING » Class II-IV rapids on the Rogue River



HIKING » Hikes to old homesteads, Panoramic vistas & more



LODGING » Stay in the cozy comforts of simple lodges along the river.



MEALS » All meals are prepared for you while on the river trip.



TRANSFERS » Shuttle service from Merlin, Oregon to river and from river back to Merlin, Oregon.

*Note: This itinerary is provided as a sample. Daily activities and sights will vary based on weather



Travel Information

There are many travel options to consider in planning your Oregon rafting vacation. Simply give us a call and we'll discuss your options and help arrange everything for you.

WHERE AND WHEN TO MEET

Once in Merlin, the night prior to trip departure, you will meet at Morrison's Lodge at 5:45 PM (PST) for an important one hour orientation meeting to answer any last questions. There you will receive your waterproof gear bags. You are free to enjoy dinner in Merlin, or nearby on your own. In the morning, meet at Morrisons Lodge at 8:15 AM (PST). Eat breakfast on your own beforehand.

WHERE TO STAY

Merlin Area	Grants Pass
Morrison's Lodge - (800) 826 - 1963	Best Western - (541) 476-1117
Galice Resort - (541) 476 - 3818	Holiday Inn Express - (541) 471-6144
Doubletree Ranch - (541) 476- 0120	The Riverside Inn - (541) 476-6873
Medford Area	Hampton Inn - (541) 474 - 6590
Rogue Regency Inn - (541) 770 - 1234	La Quinta - (541) 472-0152

HOW TO GET TO MERLIN, OREGON

- » Flying - The nearest airport is in Medford, Oregon. The Rogue Valley International Medford Airport is approximately a 45 minute drive from Merlin. For airport shuttles contact Rogue River Shuttles at 800-336-1647 or Rogue River Shuttles.
- » Arriving by Car: From I-5 (north or south) take Exit 61 to Merlin. Merlin is 3 miles west of I-5. Turn left (west) onto Merlin - Galice Road and go 12.5 miles. You will cross a large, yellow bridge over the Rogue River about two miles before you reach Morrison's Lodge, which will be on your right.

Post-Trip Travel

After your river trip, you will be shuttled by van from the river back to Merlin, specifically to Morrison's Lodge. We recommend lodging locally the night your trip ends, before traveling home.

Pre-trip Orientation Meetings

Be sure to arrive in Merlin, Oregon by 5:45 PM. **the evening prior to the trip** departure in order to be at the orientation meeting held at Morrison's Lodge.

Making the Most of Oregon:

Oregon has a lot to offer in the way of scenic vistas, and iconic geographic landmarks - definitely worth a few extra days on a road trip to and from your Merlin, Oregon destination. [See Page 12](#)



A Typical Day on the River

After meeting your guides you will be given a trip orientation that will include how and where you can sit on the rafts, how to hold on, and safety precautions while on the river.

A typical day will include rafting for a few hours at a time, stopping for scenic side-canyon hikes, bathroom breaks, lunch and possible swimming opportunities. Visiting with new-found friends and learning river lore and geology from our well-trained guides adds to the enjoyment of each day.

The Rogue River in Oregon is designated "Wild & Scenic" so there will be plenty of wildlife sightings in a typical day. The Rogue River has "pool and drop" characteristics. This means there's a long pool of calm water followed by a rapid. Not long after launching, we run several playful rapids that give a fun, roller coaster ride, a taste of what's to come.

Around 4:00 PM (PST) we arrive at each lodge with plenty of free time for hiking, fishing, reading or just relaxing. Hors d'oeuvres are served at each lodge and dinner is served family style around 7:00 PM. The Oregon sky darkens and the first shimmering stars appear, inviting contemplation on the day and conversation with friends, new and old.

We awake around 7:00 AM (PST) and enjoy fresh-brewed coffee. Breakfast is served and you pack up your personal gear. The rafts are loaded and we depart from the lodge around 9:30 AM (PST) for an adventure-packed day of rapids, magnificent scenery and fun.

Rafting Trips vs. Other Vacations

The setting and pace of a rafting adventure gives you something you don't find in other vacations. On a whitewater rafting trip, you will quickly discover why so many are calling this "the best vacation of their lives." It's the combination of drifting over tranquil pools of water between verdant forested slopes, interspersed with rocky gorges and the exhilaration and thrill of rolling waves and crashing whitewater, the exploration of seldom-seen waterfalls and unique human history, the peaceful moments of reflection as you gaze up at the star-studded sky and the fresh feeling of renewal as the morning sun slowly filters through winding canyons. All this provides an indescribable sense of belonging. A sense of oneness with yourself and those around you. A sense of adventure, reflection and renewal. Come discover the difference.

Expedition Partners

ROW Adventures owns the river permits for the area you've chosen to explore. Western River Expeditions' friendship with ROW Adventures allows us to offer a wider variety of river expeditions in the west at the same rates as the trip operator. We are proud to work with ROW Adventures and are confident that you'll enjoy their hospitality and quality of river experience.



"Our trip was amazing! I felt like a kid again. The guides were wonderful and really helped make the experience a great one. I would love to do this again!"

DONNA - New York City

"AMAZING!!! The trip itself was awesome: beautiful scenery, exciting rapids, awesome night skies....but really, it was the people that made the trip what it was! Fellow rafters: an extraordinary group of folks from all over the US, we really melded into a river "family"! The crew took such great care of all of us, were knowledgeable about the river, and were entertaining, fun, and funny!! This was definitely a trip to remember. I'm feeling a bit of post-river withdrawals, but thinking back on the great times we all shared, makes me smile all over again! If you're considering doing a raft trip with Western, don't hesitate!! You'll be so glad you did!"

QUINN - Bend, Oregon



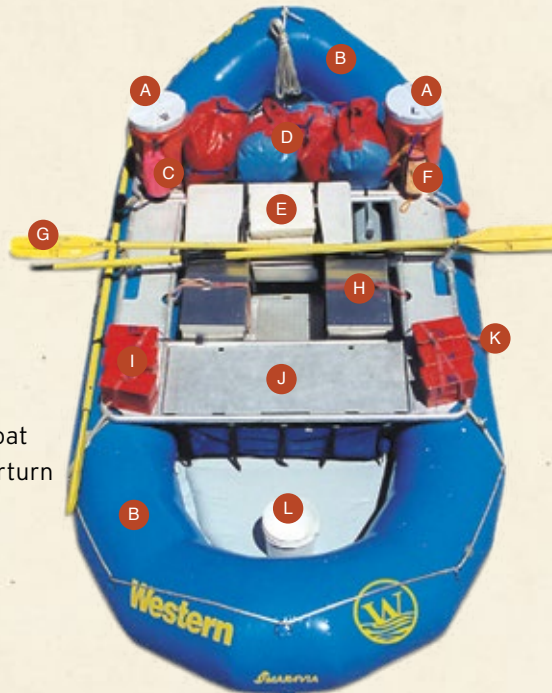
Rafts on the Rogue River

The Rogue River offers the opportunity to paddle your own inflatable kayak, enjoy the excitement of a paddle raft, or ride aboard a comfortable oar rig piloted by your skilled guides.

The Oar Rig

Your guides will adeptly maneuver four to six passenger oar rigs. These specially designed 18-foot boats offer a comfortable ride and are "self-bailing" which means that any water that comes into the raft immediately flows back out.

- A** Ice water
- B** Guest seating
- C** First aid kit
- D** Guest gear bags
- E** Guide seat atop coolers
- F** Throw bag
- G** Oars
- H** Dry food storage box
- I** Personal storage boxes or bags
- J** Storage for tents, cots, kitchen stoves, tables
- K** "Flip Lines" designed to flip a boat over in the rare event of an overturn
- L** Bucket for boat rinsing...
...and water fighting



"From the time I registered for the trip until well after, I have been greeted with the highest level of professionalism and warmth. My trip was on the Rogue River and it was a stellar example of rafting. We had the advantage of staying in lodges for this trip. The time on the water was very safe and the guides are quite knowledgeable about the sights along the way."

STAN - New York

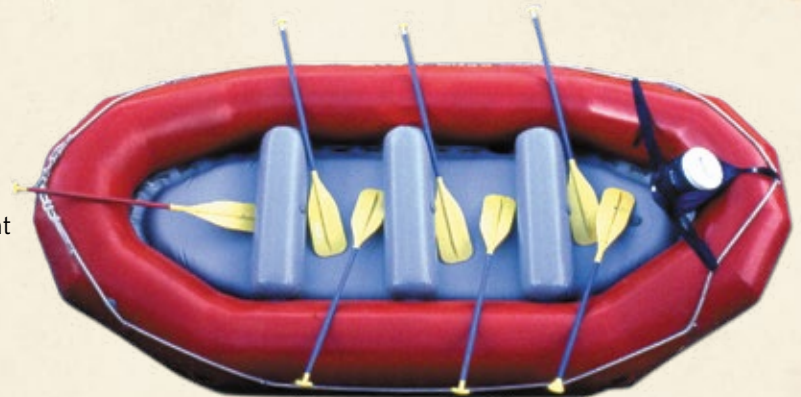
Inflatable Kayak

Available only at the guide's discretion, these two-person inflatable kayakers let you challenge the rapids on your own. They also provide a peaceful and relaxing way to recline and gaze up at the spectacular scenery in the calm stretches of river. If you've never paddled before, acquiring some basic paddle skills with the help of a guide takes only a few minutes.



Paddle Raft

In conjunction with our Oar rigs, Rogue River trips also offers paddleboats which provide "hands-on" excitement in conquering the waves with a spirited team of 6 rafters. Paddlers need not have any prior experience as your guides will provide ample instruction and ensure everyone's success.





Black Bar Lodge

Lodges on the Rogue River

The Rogue River is a wilderness area, filled with the wildlife and scenery you'd expect to find in the wild. However, there are a number of remotely accessed cabins or lodges along the river that were in place before it was congressionally designated as a "Wild & Scenic" waterway. Nowhere else in the United States can you raft a wilderness of river and stay in a comfortable lodge each night. Each lodge is owned separately, each with its own unique history.

Your personal gear will be transported to each cabin or lodge each night of your trip. All bedding will be provided by the lodge operators each night.

To give you the opportunity to go hiking, fishing, read a book, etc., we generally arrive no later than 4:00 PM (PST). Around 5:30 PM, we serve hors d'oeuvres with dinner following around 7:00 PM.

- » **MORRISON'S ROGUE RIVER LODGE (Built 1943)** Pre-trip orientation is held at Morrison's. You can opt to stay here, or at any nearby facility, such as the Galice Resort, the night before your rafting adventure.
- » **BLACK BAR LODGE (Built 1935)** will greet you after the first day of excitement on the river. This lodge originally catered to the miners and packers who moved up and down the Rogue in the 1940's.
- » **MARIAL LODGE (Built 1903)** was originally built as a small post office, along a mule route up and down the canyon. The Post Office closed in 1954, and was one of the last post offices served by mule train in the U.S. It has since seen a number of upgrades from its Postal past.
- » **HALF MOON BAR LODGE (Built ca. 1920)** The shelf of land on the Rogue River where Half Moon Bar Lodge sits was first occupied by Native Americans. The bounty of the river and fertile soil supported a small community for generations. In 1920, the property was homesteaded by Andy Huggins. He built a small cabin and lived here until his death in 1951. A series of owners have lived on the property since then. In anticipation of the Wild and Scenic Rivers Act of 1968, the Norfleet family expanded the footprint from a small cabin to the lodge as it exists today.



"The experience was absolutely unique and to quote my teenage sons, 'totally awesome.' We learned, were thrilled with the whitewater, made new friends, ate like kings and most importantly—totally relaxed."

JOE - New York



Physical Requirements for Rafting Trips

Our primary concern is participant safety. The nature of an outdoor adventure involves some physical exertion and also possible exposure to weather conditions that can fluctuate greatly due to heat, sun, wind, or rain. We do have experience accommodating persons with a wide range of physical challenges, disabilities, or medical and health conditions. However, we have found that for some people the fact of age, weight, lack of conditioning, heart or other disease, can endanger themselves, other guests or create additional hardship that diminishes the suitability or enjoyment of this type of vacation. Please consider these conditions in making your choice of river adventures. Please check with your physician prior to your trip if you have any medical or health condition or if you are taking any medications, and then notify us of how we can better help you with these conditions. In general, participants will need to meet the following physical requirements:


- » Fit into a Type 5 Life Jacket (maximum chest size is 52") required by the U.S. Coast Guard
- » Ability to securely grip ropes provided for handholds while running the rapids
- » Enough agility to climb on and off the rafts—this could be as much as a 2-3 foot reach and often on wet and slippery surfaces
- » Ability to navigate uneven terrain on hikes and in camp
- » Carry your own dry bag which will include your 20-pound duffle bag along with the sleeping bag and ground cover provided

Our principle objective is for you and your fellow guests to have an enjoyable and fulfilling experience. If you are concerned about any of these requirements, please call our friendly staff to further discuss which trip is right for you.

Our Waiver & Acknowledgement of Risks Form will more fully describe some of the inherent risks involved in these activities. We look forward to having you join us on the adventure of a lifetime.

Weather

We always hope for good weather but you should be prepared for the possibility of cooler weather and storms. This is applicable to all trips throughout the season. The following chart shows averages for the months of May through October. Temperatures and precipitation will vary. A rain storm or a cool front can happen anytime. You can find current weather forecasts at:

 www.westernriver.com/trips/rogue-river-rafting/weather.php



"I had a great time on this trip, I would recommend this trip to anyone. The guides were unbelievable, they made the trip even better. Their knowledge of the river and the canyons were second to none. Besides their knowledge, the guides were a lot of fun to talk with and listen to their stories. I expected to have a good time on the trip, and my expectations were met tenfold."

TIM - Kansas

TEMPERATURES AND PRECIPITATION - ROGUE RIVER, OREGON:

	MAY	JUN	JUL	AUG	SEP	OCT
Mean Max. Temperature	73	82	90	90	83	72
Mean Min. Temperature	46	52	57	57	50	44
Precipitation (inches)	1.3	.6	.3	.5	.4	.9



Packing List



PERSONAL GEAR BAGS

All of your personal items will be packed into the larger rubber gear bag received at the pre-trip orientation meeting the night before. Regular duffle bags are too large to stuff into the gear bag provided, so packing into smaller stuff bags, "ditty bags", Ziplocks, grocery bags etc. makes it easy to pack into the gear bag.



GEAR BAG

Also upon arrival at the orientation meeting the night before your trip, you will receive a water-resistant gear bag (13" x 24" ~ 40L). You will put your personal bag inside this bag, roll the top down and clip it securely to avoid getting your personal gear wet. Your personal gear bag will be available at the lodges each night of your trip.

DAY BAG

Upon arrival to the river's edge, you will be provided a water-resistant day bag (approximately 9" x 20"). In this day bag, you will want to put those items you wish to access during the day (raingear, camera, gloves, sarong, medications, sun block, lip balm, river guidebook, etc). We recommend packing these items in a simple plastic grocery sack inside your duffle for easy transfer to your day bag at the launch site.



CLOTHING ITEMS

- ☐ **Two-piece rain suit or "paddle gear"** (Not just for rainstorms - water temperatures can be chilly! Offers protection against the cold water when running rapids - especially in the early season. No ponchos please)
- ☐ 1 - 2 swimsuits (2-piece swimsuit and quick-drying shorts or sports bra and shorts recommended for women)
- ☐ 2 quick-drying shirts, (long sleeved sunhoodies are breezy and effective sun protection)
- ☐ 2 pair of lightweight pants/shorts, shirts & underwear
- ☐ 2 pair of socks for use in case of sunburn or foot injury
- ☐ 1 pair quick-drying pants (optional - for sun protection)
- ☐ Lightweight fleece top
- ☐ Sturdy water sandals or water shoes (no flip-flops). Based on the type and condition of your footwear, you may want to consider a backup pair of sandals or shoes in case of any damage.
- ☐ Comfortable footwear for the evening in and around the lodges
- ☐ Hat for sun protection with string or hat clip
- ☐ Bandana or Buff
- ☐ Paddling gloves for kayaks & paddle boats

Note: Your cabin/room will have beds & showers. You will not need bedding or towels. Lodges are unable to accommodate the use of personal hair dryers or similar electrical equipment.

PERSONAL ITEMS

- ☐ Personal hygiene products, Toothbrush & toothpaste
- ☐ Plenty of sunscreen & lip balm
- ☐ LavaLava/Sarong coverup (long cloth useful for sun cover, light towel, changing clothes under cover)
- ☐ After-sun moisturizing lotion
- ☐ Sport water bottle with clip or carabiner
- ☐ Small towel and wash cloth
- ☐ Small pack of tissues
- ☐ Small headlamp or flashlight with extra batteries
- ☐ Binoculars
- ☐ Sunglasses with safety strap
- ☐ Camera - waterproof digital camera with extra batteries and memory. Phones as camera in waterproof cases/sleeves. Charging brick for phones recommended. (Cell service unavailable).
- ☐ Extra eyeglasses/contacts (include retention strap)
- ☐ Paddling gloves
- ☐ Cash for gratuities (Your guides will make every effort to see that your trip is enjoyable and successful. Gratuities for guides are appropriate, greatly appreciated and at your discretion, as a gesture of thanks for their professionalism and service. A suggested tipping guideline is \$10 - 20 per lodge and 10 - 15% of your trip cost (per person) to your river guides. Tips are divided equally with the entire crew.

COLD WEATHER ITEMS *(see weather section)*

- ☐ Polypro socks for river or Wool socks
- ☐ Stocking cap, fleece or wool gloves
- ☐ Thick fleece jacket and/or lightweight down coat
- ☐ Lightweight long underwear for sleeping
- ☐ 1 additional set of poly-pro or capilene underwear (tops & bottoms)
- ☐ Splash Jacket and pants recommended for cold trips

OPTIONAL PERSONAL ITEMS

- ☐ Plastic bag for dirty or wet clothing
- ☐ Disposable moist towelettes
- ☐ Personal bee sting kit (if allergic)
- ☐ Fishing gear and Oregon license (gear must be in protective case and disassembled during travel)
- ☐ Sundress for ladies



- » Transportation from Morrison's Lodge to Boat Launch
- » Return Shuttle from Rogue River to Morrison's Lodge
- » Professional, licensed guides
- » All meals between trip departure and return
- » Lodging while on the river each night
- » All eating utensils and souvenir cup
- » Unlimited drinking water
- » Water-resistant dry bag for personal bags
- » Water-resistant day-use dry bag (9" diameter x20") for personal items
- » Oar Boats, Paddle Rafts and Inflatable Kayaks
- » US Coastguard approved whitewater life jackets
- » Wilderness First-Aid kit
- » Sanitary Facilities

Be Prepared for Any Weather:

Weather is always present on a river trip... Temperatures can fluctuate daily, and may even disobey predicted weather forecasts! It is wise to come prepared for anything, but we realize there are weight and size limitations for packing. While we cannot predict it all, hopefully we've given you the proper insights and information to prepare you for the adventure of a lifetime!

Rain Gear vs. Paddle Gear



Key Feature: Easy to wear, versatile, best in warmer weather and rain.

PROS:

- Keeps you relatively dry without the "sweat chamber effect"
- Blocks wind-chill after rapids
- Versatile purpose/easy to wear
- Best for rain, shields whitewater

CONS:

- Not waterproof during large rapids
- Getting cold can be a threat to fun



Key Feature: Neoprene rubber "gaskets" around wrists & neck. Best in cold weather & whitewater.

PROS:

- Nothing better for staying dry
- Ideal when weather remains cold
- Blocks water from all directions
- Best for whitewater

CONS:

- Hot & sweaty in warm weather
- Pullover style can be difficult
- Specialized purpose lacks versatility
- No hood for rainstorms

Get Ready in One Order: Red Rock Outfitters

Through several decades of experience on the river, Western knows what clothing and gear will keep you smiling every second of your adventure. Specifically, we've bundled **"The Works"** for him, for her and one for gear in general. For your convenience, you can order all these items online with Western's retail division: redrockoutfitters.com

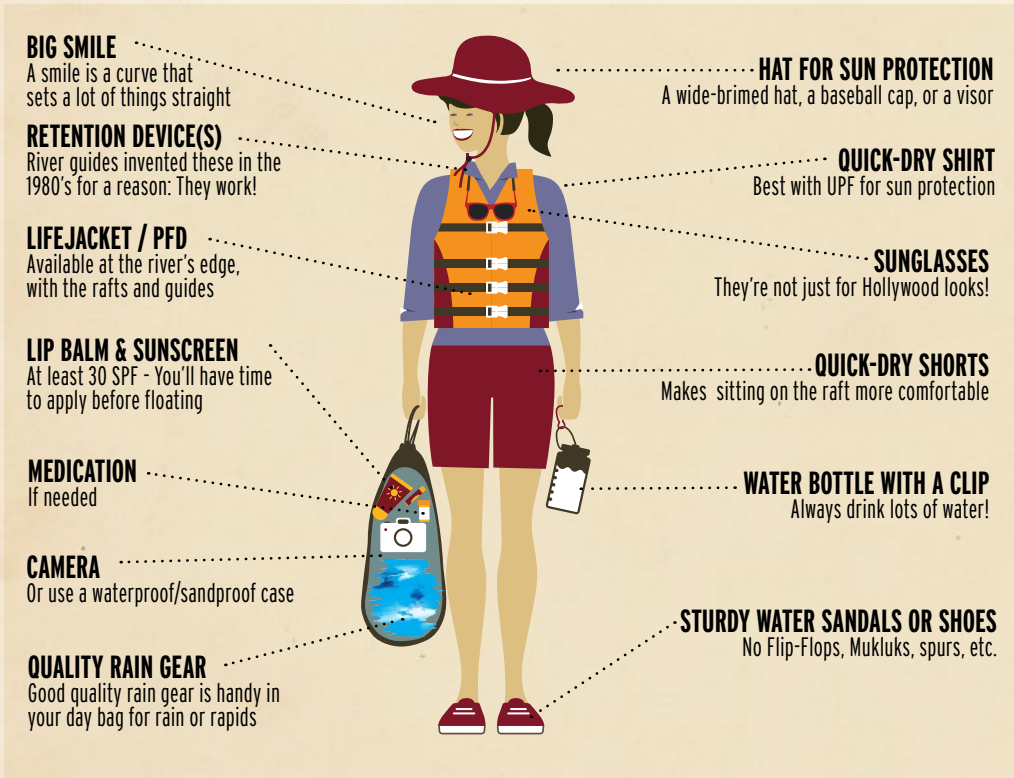


www.RedRockOutfitters.com
1-888-924-2050



FINAL CHECKLIST: The morning of your trip:

- ☐ Check out of your accommodations & eat a good breakfast.
- ☐ Meet at Morrison's Lodge by 7:45 AM (PST).
- ☐ Come dressed and ready to raft (see diagram below):



Gear provided:

- ☐ **Water-resistant gear bag.** Once you are dressed and ready for the river that day, you should pack your personal duffle so it is ready to place inside this rubber bag. You can access it again that night at the lodge. (Inaccessible during the day).
- ☐ **Small day bag** to hold personal items you need throughout the day (sunscreen, lip balm, rain suit, camera, snacks). Pack these items the night before your river trip.
- ☐ **Lifejacket / PFD** will be handed out and proper fitting will be demonstrated by your guides when you meet them at the rafts.

Things to bring:

- ☐ Rubber gear bag (approx. 8"x12"x19"), packed with personal items outlined on the packing list
- ☐ Extra snacks, if desired. (Snacks will be provided during the trip).
- ☐ Camera(s) - Phones as cameras in waterproof cases/sleeves (Cell service unavailable)

Things to leave: (NOT TO BRING ON THE RIVER)

- ☐ Suitcases & extra luggage can be left at Morrison Lodge storage facility, or your vehicle.
- ☐ Unnecessary electronic devices (game devices for kids, etc.)
- ☐ Jewelry



BEVERAGES » Water is available in unlimited quantities on the boats. Limited amounts of soda, beer and wine will be available. If you wish to bring your own alcoholic beverages and soda pop you may do so in moderate amounts. Please avoid glass containers. Plastic bottles and aluminum cans work well.

VALUABLES » You will want to have photo ID, a major credit card, and some cash for gratuities. All other valuables and jewelry should be left at home. In addition, as a safety precaution we suggest that you not wear rings on the river. Also, each year a few of our guests traveling on airlines arrive without luggage. With this in mind, we suggest you carry with you medications, prescription glasses, and anything you may not be able to replace the evening before your trip departs.

EXTRA LUGGAGE » Transfer all your personal clothing and gear which you will need on the river expedition to a small lightweight duffle bag. Identify duffle bag with label. Please **DO NOT BRING SUITCASES** on your river trip. As part of your equipment package, we provide a water-resistant bag, in which you will place your personal duffle bag.

OTHER QUESTIONS » If you have additional questions, our friendly staff is available Monday - Friday from 8:00 AM to 5:00 PM Mountain Time. Also, visit us online at westernriver.com for more information. Be sure to see our "FAQS & POLICIES" section online under each trip.

Payment & Cancellation Policies


PAYING YOUR BALANCE

A deposit due at the time of your reservation. Final payment is due 120 days prior to trip departure and may be paid by check (preferably) or by credit card. All payments are non-refundable. We reserve the right to cancel your reservation if full payment is not collected by the due date.

CANCELLATION & REFUNDS

The cancellation policy applies at the time of deposit. Details regarding cancellations and travel changes for each trip can be found at WesternRiver.com or on your reservation confirmation. If you must cancel any reservation, the cancellation policy applies in every instance and there will be no exceptions for any reason. Western will not issue any refund for arriving late or leaving a trip early. Western River Expeditions is not responsible for any expenses incurred in preparation for any cancelled trips or for costs incurred due to travel delays, flight cancellations, or illness. If you are concerned about the possibility of having to cancel, you may find information about cancellation coverage and policy details at:

 westernriver.com/cancellation



Fly Fishing & Spin Fishing are both popular on the Rogue River. Chinook Salmon and Steelhead abound, as well as Cutthroat Trout.

Licences can be purchased the night before trip departure in Merlin, Oregon. Purchase online: <https://myodfw.com/fishing/licensing-info>
Or call 800-720-6339

Collapsible poles, or rigid pole cases are recommended. In some cases it may be possible to purchase the needed equipment just the day prior to the trip to avoid hassles with airline travel.



Making the Most of Your Visit to Oregon

Whether you choose to fly into Portland, Oregon International Airport (PDX), or Medford International (MFR) in southern Oregon, you may want to consider adding a road trip to visit some of the other iconic landmarks and vistas during your visit to Oregon. You could spend a month exploring and still not take it all in, but below is a sampling of sights you may want to plan to see along with your Rogue River rafting adventure.

OREGON COAST "THE PEOPLE'S COAST"

Called "The People's Coast" because all 363 miles of Oregon's coastline has been designated as public land, available for all to enjoy. Rugged cliffs, historic lighthouses, verdant forests, spectacular coastal scenery, impressive sand dunes and vast sandy beaches await you along the Pacific Coast Scenic Byway, US Highway 101. Recreational opportunities include hiking, fishing, cycling, beachcombing, whale and bird watching and much more. Along the way you will find art galleries, festivals and aquariums in the towns that dot the coast.

CRATER LAKE NATIONAL PARK

For hundreds of years, Crater Lake has inspired people with its combination of water and mountains. With excellent trails, boat tours on the lake and a historic lodge, there are many ways to enjoy this natural wonder created some 7,700 years ago when volcanic Mount Mazama collapsed after a monstrous eruption. This "caldera lake" is one of the deepest lakes in the world, with some of the clearest water as well. It is located just under two hours from the Medford airport, and two and half hours from our Rogue River meeting point in Merlin, Oregon.

OREGON CAVES NATIONAL MONUMENT This fabulous but little known National Monument offers a wide range of activities including the main highlight, a tour through an active marble cave that has been created by natural forces over the course of millions of years. On these ranger-led hikes, you learn about the geology, fossils, cave ecosystems, bats and much more. Above ground, there's more to explore including a remnant of old-growth coniferous forest, home to an astounding array of plants, and a Douglas-fir tree with the widest known girth in Oregon.

SOUTHERN OREGON WINE COUNTRY With a warm, dry climate that is considered to be similar to the Bordeaux region of France, this is one of the warmest growing regions in Oregon. There are some 60 wineries and most are open for tastings and visits. If you don't have time to visit them all, focus on the Applegate Valley Wine Trail where you'll find proof that there's more than Pinot Noir in Oregon.

NOTES: