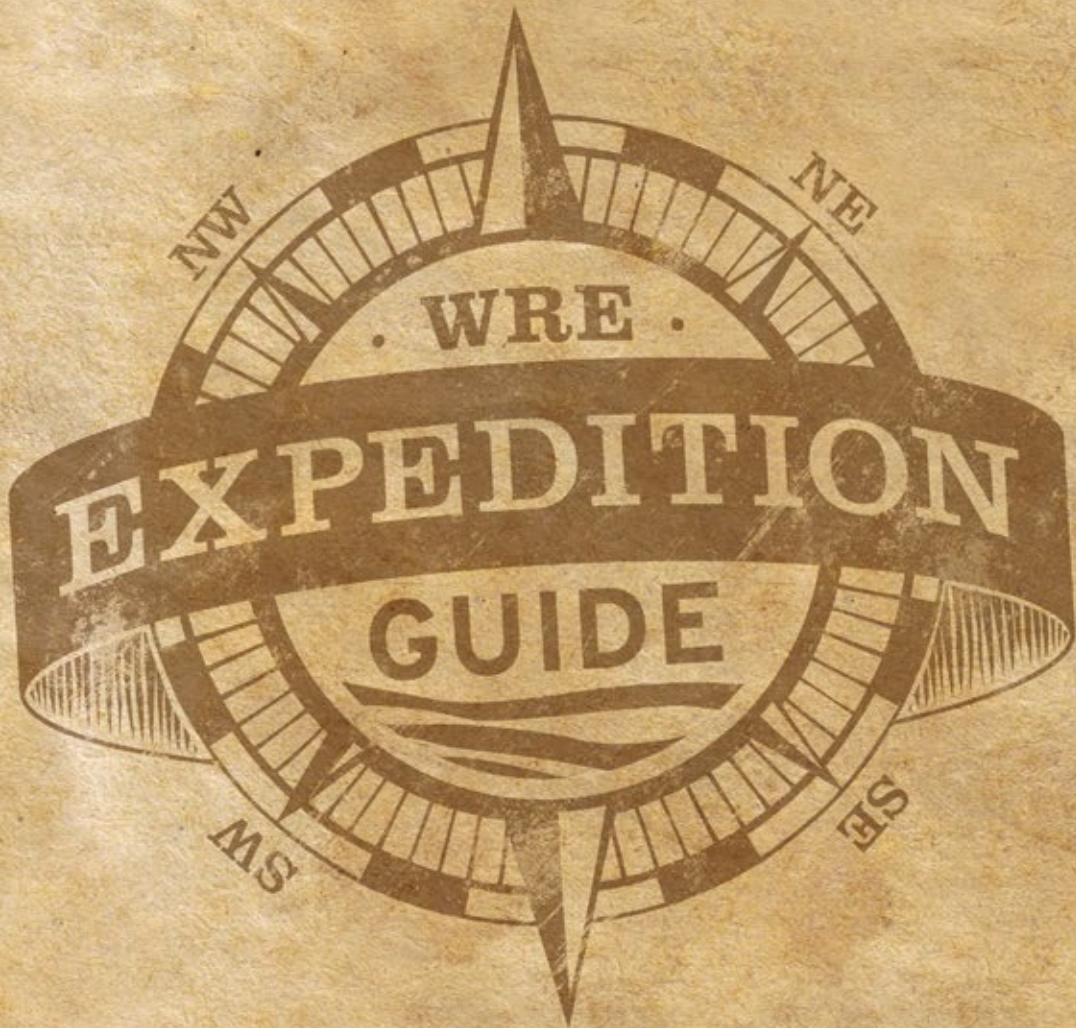




Desolation Canyon

5 DAY GREEN RIVER EXPEDITION



WESTERN
RIVER EXPEDITIONS

Great Salt Lake

Flaming Gorge Reservoir

WYOMING

SALT LAKE CITY

RENTAL/SHUTTLE 4.5hrs

- Salt Lake Int'l Airport (SLC)
- Rent Car or use a Shuttle Service to Moab (4.5 hours)
- Arrive (at least) the day before your river trip date

DIRECT FLIGHT to MOAB, UT

- Daily connecting flights to Moab Airport (CNY) from Salt Lake (SLC) and Denver (DEN)
- On arrival, Rent Car or use a Shuttle Service to Moab (20 min.)
- Arrive (at least) the day before your river trip date

DENVER

GRAND JUNCTION

COLORADO

MOAB

RENTAL/SHUTTLE 2hrs

- From Grand Jct. Colorado Airport (GJT)
- Rent Car or use a Shuttle Service to Moab (2 hours)
- Arrive (at least) the day before your river trip date

UTAH

ST. GEORGE, UT

Lake Powell Reservoir

Airstrip

From Flaming Gorge



Desolation Canyon

5 DAY GREEN RIVER EXPEDITION

Winding through a remarkable wilderness of twisted mountains, dramatic cliffs, and towering plateaus carved by an ancient inland sea, the Green River through Desolation Canyon offers one of America's favorite rafting trips. A spectacular scenic flight from Moab, Utah lands you atop a dramatic desert plateau where your Utah rafting adventure begins. You'll surrender your senses to nature as you're enveloped by 40 million years of geologic history. Explore Utah's famous outlaw hideouts, ancient dinosaur habitats, and Fremont Native American petroglyphs. Discover the thrill of Green River whitewater. More moderate rapids on this section of the Green River allow you to experience paddling a 2-person inflatable kayak or relax in an oar boat while Western's guides take you down river. Comfortable summer water temperatures and over 60 fun-filled rapids make this Green River rafting trip the ideal getaway for your next adventure. ✨

Itinerary & Travel Information

DAY PRIOR » You may purchase last-minute retail items at Western River's Moab Adventure Center located at 225 South Main Street (sunscreen, clothing items, hats, etc.)

DAY ONE » This trip meets at the SpringHill Suites by Marriott in Moab. Please refer to your trip confirmation for your specific departure time. You should be checked out of your hotel, packed and dressed to go on the river, eat breakfast, and meet in the lobby of the Marriott SpringHill Suites Moab at 6:30 AM the morning of your trip. Experience a breathtaking morning flight over the canyons of the Green River, landing atop a spectacular desert plateau. Enjoy a beautiful hike or van ride to the river's edge. Launch onto a calm stretch of the Green River, perfect for swimming and relaxing. Before your first delectable camp dinner, explore the area, play a game or just relax and soak in the soothing beauty of Utah's Desolation Canyon while your guides do all the cooking.

DAY TWO & THREE » Awaken to a hearty breakfast and hike a short distance to 1,000-year-old Fremont Native American petroglyphs or other local features. Savor a delicious riverside buffet lunch. Then, climb aboard your oar boat and let your guide pilot you through several exciting Green River rapids, or you and a partner may chose to paddle your own inflatable kayak.

DAY FOUR » Hike to a historic homestead rich in folklore and outlaw history. Run Wire Fence and Three Fords rapids, among the biggest whitewater on the Green River. Float out of Desolation Canyon, and enter scenic Gray Canyon, traversing 40 million years of geologic history in the blink of an eye. Savor another night camping under the innumerable stars of the astounding southern Utah sky.

DAY FIVE* » After a restful night under the stars, you'll awaken to relish your last morning in the canyon. Even by your final day, you will be amazed at how surreal it is to wake up with the first rays of sun gently spreading through the shadows of the Green River's towering cliffs. You'll enjoy a riverside breakfast then set off for more whitewater excitement interspersed with calm stretches for swimming and occasional waterfights. After lunch, you'll celebrate your successful journey and return with a 1-hour bus ride to Moab, Utah (arriving approximately 2:30 PM).

*Note: This itinerary is provided as a sample. Daily activities and sights will vary based on weather conditions and guide preferences.



QUICK FACTS

Green River:

May - August - 5 days, 4 nights, 84 miles
Minimum age: 5 years old

Begins and Ends:

Moab, Utah

Travel Time from Nearest Major City:

Salt Lake City, UT (4 hr drive)
Salt Lake City, UT DIRECT FLIGHT (1 hr flight)
Denver, CO (6 hr drive)
Denver, CO DIRECT FLIGHT (1 hr flight)

Current Rates, visit: www.westernriver.com

RATE INCLUDES



SCENIC FLIGHT » Airport transfer & flight from Moab, Utah to the river



HIKING » Short, easy hikes to historic homesteads, Indian writings & more



CAMPING » Cots, tents, sleeping bags, chairs & water-resistant bag



RAFTING » Moderate class II-III rapids are perfect for the whole family



MEALS » All meals are prepared for you between departure & return



TRANSFERS » Return transfer by bus to Moab, Utah (approx. 1 hour)



WHERE & WHEN TO MEET

MEET AT SPRINGHILL SUITES BY MARRIOTT - MOAB, UTAH »

You'll need to check out of your accommodations, eat a good breakfast and meet in the lobby of the SpringHill Suites by Marriott. Boarding begins at 6:15 AM. Bus departs at 6:30 AM. The SpringHill Suites are located at 1865 N. Hwy 191 just north of the bridge over the Colorado River.

- Location:** 1863 N. Hwy 191, Moab, UT
- Departure Time:** [CONSULT YOUR TRIP CONFIRMATION]
- A ten minute (and scenic) drive will take you to the Potash Boat Ramp on the Colorado River where your trip will begin.
- Return Time:** approximately 2:30 PM

NOTE: For those choosing to stay somewhere other than SpringHill Suites, it is your responsibility to arrive at the designated time and place mentioned above.

Staying at SpringHill Suites

BLOCK RESERVATIONS AT SPRINGHILL SUITES WITH WESTERN RIVER »

Because this trip departs from the lobby of the SpringHill Suites, it is convenient to book your lodging there at the Western River block rate.

BOOK HOTEL

Make hotel block reservations through the link provided on the Travel Planning page (link provided in your trip confirmation email)
www.westernriver.com/desolation-canyon/travel-planning

There are additional lodging choices available in Moab. If you choose to stay elsewhere prior to your trip, you MUST make your own arrangements to arrive at SpringHill Suites at the appointed time on your trip confirmation.

NOTES FROM SPRINGHILL SUITES »

- **COMPLIMENTARY PARKING** for all guests of Western River - even for guests not staying at SpringHill Suites.
- **BAG STORAGE** Guests of SpringHill will receive complimentary storage for up to two bags per room. Additional bags may be stored at the hotel for a fee. Non-SpringHill guest bag storage is also available for a fee.
- **HOT BREAKFAST BUFFET** is complimentary only for overnight guests of SpringHill Suites. Other guests may purchase breakfast at the front desk
- **RENTAL CAR CONVENIENCE** When you rent a car with Canyonlands Jeep & Car Rental (Moab Airport), you may leave your rental at the SpringHill parking lot for pickup while you are on the river. Leave keys with front desk, or Western employee at check-in. For discounted rental rate, visit: www.moabcarrrentals.com/westernriver

Located 5 miles from Arches National Park and 2.5 miles from downtown Moab, SpringHill Suites by Marriott is the meeting location for your expedition. Having your own transportation to grab dinner in town, or last minute items is recommended.

Moab Car Rental



Free hotel shuttles are still not available in Moab. Taxis, ubers and shuttle services may be pricey or not fully reliable.

Canyonlands Jeep and Car Rental at the Western River special rate truly is the easiest and cheapest way to get to town - even if you're leaving first thing in the morning for a rafting trip. Canyonlands will pick your rental up from the Marriott! You just park it at the Marriott, go rafting, and voila!

NOTE: The Marriott is 2.5 miles north of town. You will still want a car to grab dinner or last minute items before your river trip in the morning.

Find special rates: www.moabcarrrentals.com/westernriver



Western River Expeditions
7258 Racquet Club Drive
Salt Lake City, Utah 84121

EMAIL: gorafting@westernriver.com
ONLINE: www.westernriver.com

TOLL-FREE: 800-453-7450
LOCAL: 801-942-6669



While in Moab...

HOW MANY NIGHTS SHOULD YOU PLAN TO RESERVE? »

- **Minimum 1 Night Before** - Plan to arrive at least the day before your rafting trip because departure times are early the next morning.
- **Minimum 1 Night After** - Plan to stay at least one night AFTER your river trip. Here's why: a shower. Rafting expeditions change your perspective, which is both exhausting AND refreshing, but so is the fresh shower and night's rest you'll get upon your return to Moab!

ADDING A FEW MORE DAYS IN MOAB »

You may be surprised at how much more you can pack into your Moab vacation by adding just one or two days before or after your river trip.

Top Recommendations to Add to Your Stay

Western River created the Moab Adventure Center in the heart of Moab to make ONE STOP for all the day adventures so abundant in Moab, Utah. It's too fun and too convenient to not get excited just suggesting them!

ARCHES NATIONAL PARK TOUR »

Arches National Park is just three minutes from the Marriott Hotel. You can drive yourself, or take a guided bus tour that will maximize your time (AM and PM departures). In most cases, you can be picked up right from your hotel.

HUMMER SAFARI »

You may be able to book the "Sunset Safari" the evening before your rafting trip, depending on your arrival time in Moab.

CANYONEERING »

Morning or afternoon departures take you deep into the landscape, literally. It's a half-day commitment, but worth the bragging rights, for sure. Imagine rappelling into a hidden grotto and then off a giant rock arch. The hike out is a delight.

ZIP LINE ADVENTURE »

Close to town, but a world away with each zip across the chasms and dunes.

HOT AIR BALLOONING »

The early morning start of these 3 hour tours may allow time for other adventures in the day.



Western's Moab Adventure Center, 225 South Main.

BOOK A TOUR

Add to your Moab itinerary with a phone call: 866-904-1163, or book online:

www.moabadventurecenter.com



Glad We Added it!

My family (2 adults and 2 children) took a Hummer safari into Hells Revenge. Our guide, George, gave us a great ride. He engaged our children with humor and facts about the landscape and made us feel safe throughout the excursion. He also gave us some thrills along the way. I definitely recommend this trip, our excellent guide, and Moab Adventure Center."

JERRY H. - Alabama



(All distances measured from Colorado River bridge/Lion's Park)

- Arches National Park Entrance < 2.4 miles >
- Canyonlands Field Airport < 16 miles >
- Dead Horse Point State Park < 32 miles >
- Archview Campground Schoolhouse < 11 miles >
- Klondike Bluffs & Brand Trails
- Canyonlands N.P. Overlooks < 44 miles >

- Grandstaff Canyon < 3.2 miles >
- TakeOut Beach < 10.3 miles >
- Red Cliffs Lodge < 15.2 miles >
- Sorrel River Ranch < 18 miles >
- Haver Ranch < 22.6 miles >
- Hittle Bottom Boat Ramp < 23.4 miles >
- Fisher Towers < 24 miles >
- Westwater Canyon < 72 miles >



Things to do in Moab:

- Arches National Park Guided Bus/Hiking Tour
- Raft the Colorado River (Full/Half Day)
- Hummer Safari on Hell's Revenge (AM and PM)
- Canyoneering & Climbing (Guided)
- E-Bikes or Mountain Bikes - Take a Tour!
- Early morning Hot Air Ballooning
- Scenic Flights over the Parks
- Ride the Moab Zip Line Rent a Jeep!
- Jetboat Adventures on Colorado River
- Horseback Rides Mtn Biking Tours
- Gear up Ask insider info Buy souvenirs

One Stop for Adventure:
 225 South Main Street | 866-904-1163

Arches Thai	Greyhound Bus
Love Muffin Cafe	Doughbirds
Rim Cyclery	Jailhouse Cafe
Quesadilla Mobilla	SPA Moab (Gift Shops)
Food Truck Court	Tom Till Gallery
Miguel's Baja Grill	(Gift Shops)
The Spoke on Center	The T-Shirt Shop
Spitfire Grill	Pasta Jay's
Gloria's Cafe	Red Rock Bakery
Desert Bistro	(Gift Shops)
Zaks Pizza	Bangkok House Too (Gift Shops)
Indo Grill	

- National Forest < 18 miles >
- LaSal Loop < 60+ miles >
- Needles District, Canyonlands N.P. < 68 miles >
- Monument Valley Tribal Park < 120 miles >
- Mesa Verde National Park < 150 miles >



Packing List



DUFFLE BAG

All of your personal items should be packed into a soft-sided duffel bag approximately 12" x 13" x 24" in size. Due to aircraft weight allowances and raft space, **please limit your gear to 20 pounds**. This 20-pound maximum weight limit does not include beverages.



DAY BAG

Upon arrival to the river's edge, you will be provided a water-resistant day bag (approximately 7" x 13"). In this day bag, you will want to put those items you wish to access during the day (raingear, camera, gloves, sarong, medications, sun block, lip balm, river guidebook, etc). We recommend packing these items in a simple plastic grocery sack inside your duffel for easy transfer to your day bag at the launch site.



GEAR BAG

Also upon arrival at the launch site of your trip, you will receive a water-resistant gear bag. This bag will contain your sleeping bag, sheet and ground tarp. You will put your duffel bag inside this bag, roll the top down and clip it securely to avoid getting your personal gear wet. Your personal gear bag will be available in camp each night of your trip.

CLOTHING ITEMS

- Two-piece rain suit or "paddle gear"** (Not just for rainstorms - offers protection against potentially cold water and wind-chill when running rapids - especially early in the morning.)
- 2 swimsuits (2-piece swimsuit or quick-dry shorts and sports bra recommended for women)
- 2 quick-drying shirts, (long sleeved sunhoodies are breezy and effective sun protection)
- 1-2 pair comfortable shorts and underwear for camp
- 1 pair socks for use in case of sunburn or foot injury
- 1 pair quick-drying pants (optional - for sun protection)
- Lightweight fleece top
- Sturdy water sandals or water shoes. Based on the type and condition of your footwear, you may want to consider a backup pair of sandals or shoes in case of any damage.
- Comfortable footwear for camp (some guests prefer to change out of wet sandals or shoes into flip flops or other light weight shoes)
- Hat for sun protection with string or hat clip

» *Note: Water clarity can vary from moderately silty to very silty. As a result, clothing may become discolored. Please pack accordingly*

PERSONAL ITEMS

- Personal hygiene products
- Plenty of sunscreen & lip balm
- LavaLava/Sarong coverup (long cloth useful for sun cover, light towel, changing clothes under cover)
- After-sun moisturizing lotion
- Biodegradable soap and shampoo in small bottles
- Sport water bottle with clip or carabiner
- Small towel and wash cloth
- Toothbrush and toothpaste
- Small pack of tissues
- Small headlamp or flashlight with extra batteries
- Insect repellent (small container)
- Sunglasses with safety strap
- Camera - waterproof digital camera with extra batteries and memory. Phones as camera in waterproof cases/sleeves. Charging brick for phones recommended. (Cell service unavailable).
- Small travel pillow
- Medication if needed (cool storage is available)
- Major credit card and photo ID in case of evacuation
- Cash for gratuities (Your guides will make every effort to see that your trip is enjoyable and successful. Gratuities for guides are appropriate, greatly appreciated and at your discretion, as a gesture of thanks for their professionalism and service. A suggested guideline is 10-15% of the trip cost. The common practice is to give the gratuity to the trip leader on the last night. It will later be divided equally with the rest of the crew.)

COLD WEATHER ITEMS (SEE WEATHER SECTION)

- Neoprene socks for river - Wool socks for camp
- Stocking cap, fleece or wool gloves
- Thick fleece jacket and/or lightweight down coat
- Lightweight long underwear for sleeping
- Paddler's "Splash Jacket" and/or splash pants

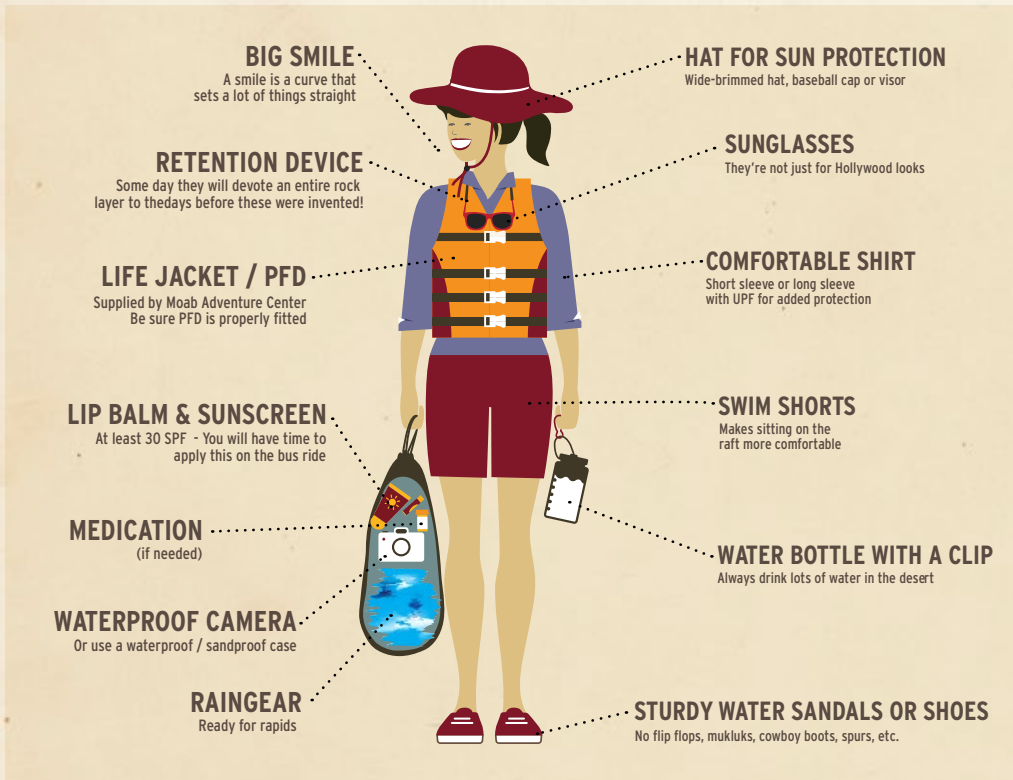
OPTIONAL PERSONAL ITEMS

- 2 large (3"-4") carabiners for clipping day-use bag and water bottle to ropes
- Plastic bag for dirty or wet clothing
- A few clothespins and small piece of rope for drying clothes
- Comfortable lounge-wear for camp and sleeping
- Mile-by-Mile River Guide Book (see redrockoutfitters.com)
- Gloves for protection while gripping ropes or paddling



The morning of your trip:

- Check out of your accommodations & eat a good breakfast.
- Meet in the morning at Marriott SpringHill Suites lobby
- Come dressed and ready to raft (see diagram below):
- You can leave your car parked securely at the Marriott. Take a 15 minute bus ride to the Moab airport for a 40 minute flight on 5-9 passenger planes to the remote Sandwash airstrip near the put-in for Green River.
- After landing, choose between a shuttle van or a scenic 1.5 mile (somewhat steep) hike down to the rafts waiting at the river. (Note: hike is optional).



Gear provided:

- Large water-resistant gear bag containing a sleeping bag, sheet, and ground tarp. Once you arrive at the river that day, you should pack your personal duffel inside this large rubber bag where you can access it again that night at camp. (Inaccessible during the day).
- Small day bag to hold personal items you need throughout the day (sunscreen, lip balm, rain suit, camera, snacks).
- Lifejacket / PFD will be handed out and proper fitting will be demonstrated by your guides when you meet them at the rafts.
- Rafts: This trip uses oar boats with one guide and 4-6 passengers. Several 2-person kayaks will be available to share after first camp.

Things to bring:

- Duffel bag (approx. 12"x13"x24"), packed with clothing, toiletries, personal items outlined on the Desolation Canyon packing list
- Extra drinks, if desired. No glass containers. Water and lemonade are provided.
 - Utah State Liquor Store (beer, wine) - 55 West 200 South (closed Sundays)
 - City Market (beer, soda, etc) -- 425 South Main Street

Together, packed duffel bag + optional drinks should be 25 lbs or less per person

For a local selection of beer and liquor you can visit the Moab Brewery. - 686 South Main Street, Moab, UT 84532

- Extra snacks, if desired. (Snacks will be provided during the trip).
- Photo ID, a major credit card, and cash for gratuities.
- Camera(s) - Phones as cameras in waterproof cases/sleeves (Cell service unavailable)

Things to leave: (NOT TO BRING ON THE RIVER)

- Car keys can be left at your hotel front desk, or with stored luggage while away
- Unnecessary electronic devices (game devices for kids, etc.)
- Jewelry



Weather

We always hope for good weather but you should be prepared for the possibility of cooler weather and storms. This is applicable to all trips throughout the season. The following chart shows averages for the months of March through October. Temperatures and precipitation will vary. A rain storm or a cool front can happen anytime. You can find current weather forecasts at: www.westernriver.com/desolation-canyon/weather

TEMPERATURES AND PRECIPITATION - MOAB, UTAH:

	MAR	APR	MAY	JUN	JUL	AUG	SEP	OCT
Mean Max. Temperature	64	76	84	98	100	99	86	77
Mean Min. Temperature	33	39	49	58	62	61	50	40
Precipitation (inches)	0.9	1.2	1.1	0.1	1.2	0.8	0.8	1.6

Be Prepared for Any Weather:

Weather is always present on a river trip... Temperatures can fluctuate daily, and may even disobey predicted weather forecasts! It is wise to come prepared for anything, but we realize there are weight and size limitations for packing. While we cannot predict it all, hopefully we've given you the proper insights and information to prepare you for the adventure of a lifetime!

Rain Gear vs. Paddle Gear



Key Feature: Easy to wear, versatile, best in warmer weather and rain.

PROS:

- Keeps you relatively dry without the "sweat chamber effect"
- Blocks wind-chill after rapids
- Versatile purpose/easy to wear
- Best for rain, shields whitewater

CONS:

- Not waterproof during large rapids
- Getting cold can be a threat to fun



Key Feature: Neoprene rubber "gaskets" around wrists & neck.

Best in cold weather & whitewater.

PROS:

- Nothing better for staying dry
- Ideal when weather remains cold
- Blocks water from all directions
- Best for whitewater

CONS:

- Hot & sweaty in warm weather
- Pullover style can be difficult
- Specialized purpose lacks versatility
- No hood for rainstorms

Get Ready in One Order: Red Rock Outfitters

Through several decades of experience on the river, Western knows what clothing and gear will keep you smiling every second of your adventure. Specifically, we've bundled "The Works" for him, for her and one for gear in general. For your convenience, you can order all these items online with Western's retail division: www.RedRockOutfitters.com
1-888-924-2050

Moab Adventure Center

A large selection of clothing, footwear and gear is available at Western's Moab Adventure Center. Located conveniently at 225 South Main Street, Moab, Utah. Phone 866-904-1163.





General Information

BEVERAGES » Water and lemonade are available in unlimited quantities on the boats and in camp. Coffee and hot chocolate are available every morning. Western does not provide beer, liquor, or soda pop. If you wish to bring your own alcoholic beverages and soda pop you may do so in moderate amounts. Please avoid glass containers. Plastic bottles and aluminum cans work well. Together, packed duffel bag + optional drinks should be 25 lbs or less per person.

VALUABLES » You will want to have photo ID, a major credit card, and some cash for gratuities. All other valuables and jewelry should be left at home or in a safety deposit box at your hotel. In addition, as a safety precaution we suggest that you not wear rings on the river. Also, each year a few of our guests traveling on airlines arrive without luggage. With this in mind, we suggest you carry with you medications, prescription glasses, and anything you may not be able to replace the evening before your trip departs.

EXTRA LUGGAGE » Transfer all your personal clothing and gear which you will need on your rafting trip to a small, lightweight duffel bag. Identify duffel bag with label, and leave any extra suitcases or luggage in your vehicle or at the hotel. Marriott SpringHill Suites provides complimentary parking. Luggage storage is available upon request but may require a fee. Please **DO NOT BRING SUITCASES** on your river trip. As part of your camping equipment package, we provide a water-resistant bag in which you will place your duffel bag as well as the sleeping bag that we provide.

OTHER QUESTIONS » If you have additional questions, our friendly staff is available Monday - Friday from 8:00 AM to 5:00 PM Mountain Time. Also, visit us online at westernriver.com for more information. Be sure to see our "FAQS & POLICIES" section online under each trip.

Rafts on the Green River

The family friendly rapids of the Green River afford the opportunity to paddle your own inflatable kayak in addition to riding aboard a comfortable oar rig piloted by Western's skilled guides.

WESTERN'S OAR RIG » Western's guides adeptly maneuver these specially designed 18-foot, 4-6 passenger boats. Oar Rigs offer a comfortable ride and are "self-bailing" which means that any water that comes into the raft immediately flows back out. These boats carry the camping and cooking comforts necessary for nights along the Green or Colorado Rivers.

INFLATABLE KAYAK » Also known as a "duckie" or "duck," these two-person inflatable kayaks let you challenge the rapids on your own. They also provide a peaceful and relaxing way to recline and gaze up at the spectacular scenery in the calm stretches of river. If you've never paddled before, acquiring some basic paddle skills with the help of a guide takes only a few minutes. Inflatable kayaks are available throughout the trip and guests can take turns enjoying the ride.





Camping With Western River Expeditions

Whether you're a veteran camper or experiencing sleeping in the outdoors for the first time, Western makes camping simple. All you need to worry about is packing your personal items in a soft-sided duffle bag. We'll supply the rest:

- » Comfortable cots make sleeping and relaxing on the river easy.
- » Roomy tents are always available and easy to set up. You may be like many of our river guests who prefer to sleep under the vast canopy of stars. If you haven't ever experienced camping in the desert you'll be surprised at how dry and comfortable everything stays when sleeping under the stars.
- » Freshly laundered sleeping bags and sheets provide warmth on cool evenings.
- » Water-resistant bags protect your personal belongings from exposure to sand and water.
- » A personal day-use bag keeps important items handy during the day.
- » Camp chairs offer comfortable seating while in camp.
- » A sturdy vinyl ground cloth keeps your gear and camping areas clean. (not shown above)

TOILET FACILITIES

Western uses a portable toilet and hand wash system that is set up each day in camp in a secluded location that assures privacy. The toilet is available from the time we pull into camp until we leave the following day. An orientation concerning everything from rapid safety to bathrooms will be given at the beginning of your trip.

Items provided by Western River Expeditions

- » Scenic flight from Moab, Utah to Green River launch site (includes transportation to the airport)
- » Return transportation after trip back to Moab, Utah
- » Professional, licensed guides
- » All meals between trip departure and return
- » All eating utensils and souvenir insulated bottle
- » Unlimited water and lemonade
- » Freshly laundered sleeping bag and sheet
- » Cot (28" x 74")
- » Tent (for two) and ground cover
- » Water-resistant dry bag for sleeping gear (and your personal duffle bag)
- » Water-resistant day-use dry bag (7" diameter x 13") for personal items
- » Custom rafts
- » US Coast Guard approved whitewater life jackets
- » Wilderness First-Aid kit
- » Sanitary Facilities



"I still haven't come down from this trip! It was amazing, beautiful, adventurous, fun, exciting & spiritual all at the same time. Having never camped a day in my adult life, I did things I never thought possible. From setting up tents to sleeping under the stars to washing in the river - it was incredible. I am so thankful we had the chance to experience the river."

FLORENCE - New York



Physical Requirements for Rafting Trips

Our primary concern is participant safety. The nature of an outdoor adventure involves some physical exertion and also possible exposure to weather conditions that can fluctuate greatly due to heat, sun, wind, or rain. We do have experience accommodating persons with a wide range of physical challenges, disabilities, or medical and health conditions. However, we have found that for some people the fact of age, weight, lack of conditioning, heart or other disease, can endanger themselves, other guests or create additional hardship that diminishes the suitability or enjoyment of this type of vacation. Please consider these conditions in making your choice of river adventures. Please check with your physician prior to your trip if you have any medical or health condition or if you are taking any medications, and then notify us of how we can better help you with these conditions. In general, participants will need to meet the following physical requirements:

- » Fit into a Type 5 Life Jacket (maximum chest size is 52") required by the U.S. Coast Guard
- » Ability to securely grip ropes provided for handholds while running the rapids
- » Enough agility to climb on and off the rafts—this could be as much as a 2-3 foot reach and often on wet and slippery surfaces
- » Ability to navigate uneven terrain on hikes and in camp
- » Carry your own dry bag which will include your 20-pound duffle bag along with the sleeping bag and ground cover provided

Our principle objective is for you and your fellow guests to have an enjoyable and fulfilling experience. If you are concerned about any of these requirements, please call our friendly staff to further discuss which trip is right for you.

Our Waiver & Acknowledgement of Risks Form will more fully describe some of the inherent risks involved in these activities. We look forward to having you join us on the adventure of a lifetime.


Payment & Cancellation Policies

PAYING YOUR BALANCE

A deposit due at the time of your reservation. Final payment is due 120 days prior to trip departure and may be paid by check (preferably) or by credit card. All payments are non-refundable. We reserve the right to cancel your reservation if full payment is not collected by the due date.

CANCELLATION & REFUNDS

The cancellation policy applies at the time of deposit. Details regarding cancellations and travel changes for each trip can be found at WesternRiver.com or on your reservation confirmation. If you must cancel any reservation, the cancellation policy applies in every instance and there will be no exceptions for any reason. Western will not issue any refund for arriving late or leaving a trip early. Western River Expeditions is not responsible for any expenses incurred in preparation for any cancelled trips or for costs incurred due to travel delays, flight cancellations, or illness. If you are concerned about the possibility of having to cancel, you may find information about cancellation coverage and policy details at:

 westernriver.com/cancellation



"If you have not yet made the Desolation Canyon, Green River Trip with Western River Expeditions you cannot have enjoyed the best holidays of your life. The indescribable beauty of the canyons, our wonderful guides, the kindness of the other guests, the perfect organization of the trip and - last but not least - the fantastic meals. "An experience of a lifetime" promises the brochure of Western River. This is just half the truth, because the reality is pure magic."

WOLFGANGE & PETER - Vienna, Austria





A Typical Day on the River

After meeting your guides you will be given a trip orientation that will include how and where you can sit on the rafts, how to hold on, and safety precautions while on the river.

A typical day will include rafting for a few hours at a time, stopping for scenic side-canyon hikes, bathroom breaks, lunch and possible swimming opportunities. Visiting with new-found friends and learning river lore and geology from our well-trained guides add to the enjoyment of each day.

After a full day of learning and fun we arrive in camp. Guests will be allowed to find their favorite campsite and then return to the rafts for the famous "fire line" - the way we load and unload rafts. Your help in passing the gear off the boat is greatly appreciated; however, if you have physical restrictions or limitations that would prohibit you from participating you are not required to help.

The first evening in camp, the guides will give a demonstration on how to easily assemble the cots and tents and will be available to help you if you need additional assistance. Western River provides cots, tents, sleeping bags, sheets, camp chairs and water-proof gear bags for all guests. You'll have no need to worry about bringing any of your own camping equipment.

While you relax at the river's edge, your guides will prepare dinner. Every night is different, but the menu may include items such as grilled chicken breast, steak with sautéed onions, pasta or fresh fish.

At night, whether you choose to sleep in your tent or under the vast canopy of stars, the fresh night air and the rhythm of the river will lull you to sleep.

Each morning, your guides will prepare a delicious breakfast. You'll have a chance to enjoy eating before returning to your campsite to take down your tent and cot and pack up your belongings into your dry bag. After bringing your bag down to the boats, guests participate in the fire line once again and you are off on another fun-filled day of adventure.

Rafting Trips vs. Other Vacations

The setting and pace of a rafting adventure gives you something you don't find in other vacations. On a Western River Expedition, you will quickly discover why so many are calling this "the best vacation of their lives." It's the combination of drifting over tranquil pools of water under the shadows of towering rock formations, the exhilaration and thrill of rolling waves and crashing whitewater, the exploration of seldom-seen waterfalls and Native American history, the peaceful moments of reflection as you gaze up at the star-studded sky and the fresh feeling of renewal as the morning sun slowly filters through winding canyons. All this provides an indescribable sense of belonging. A sense of oneness with yourself and those around you. A sense of adventure, reflection and renewal. Come discover the difference.



"Our trip was amazing! I felt like a kid again. The guides were wonderful and really helped make the experience a great one. I would love to do this again!"

DONNA, New York City

"AMAZING!!! The trip itself was awesome: beautiful scenery, exciting rapids, awesome night skies...but really, it was the people that made the trip what it was! Fellow rafters: an extraordinary group of folks from all over the US, we really melded into a river "family"! The crew: Josh, Mark, Shad and John took such great care of all of us, were knowledgeable about the river, and were entertaining, fun, and funny!! This was definitely a trip to remember. I'm feeling a bit of post-river withdrawals, but thinking back on the great times we all shared, makes me smile all over again! If you're considering doing a raft trip with Western, don't hesitate!! You'll be so glad you did!"

QUINN - Bend, Oregon