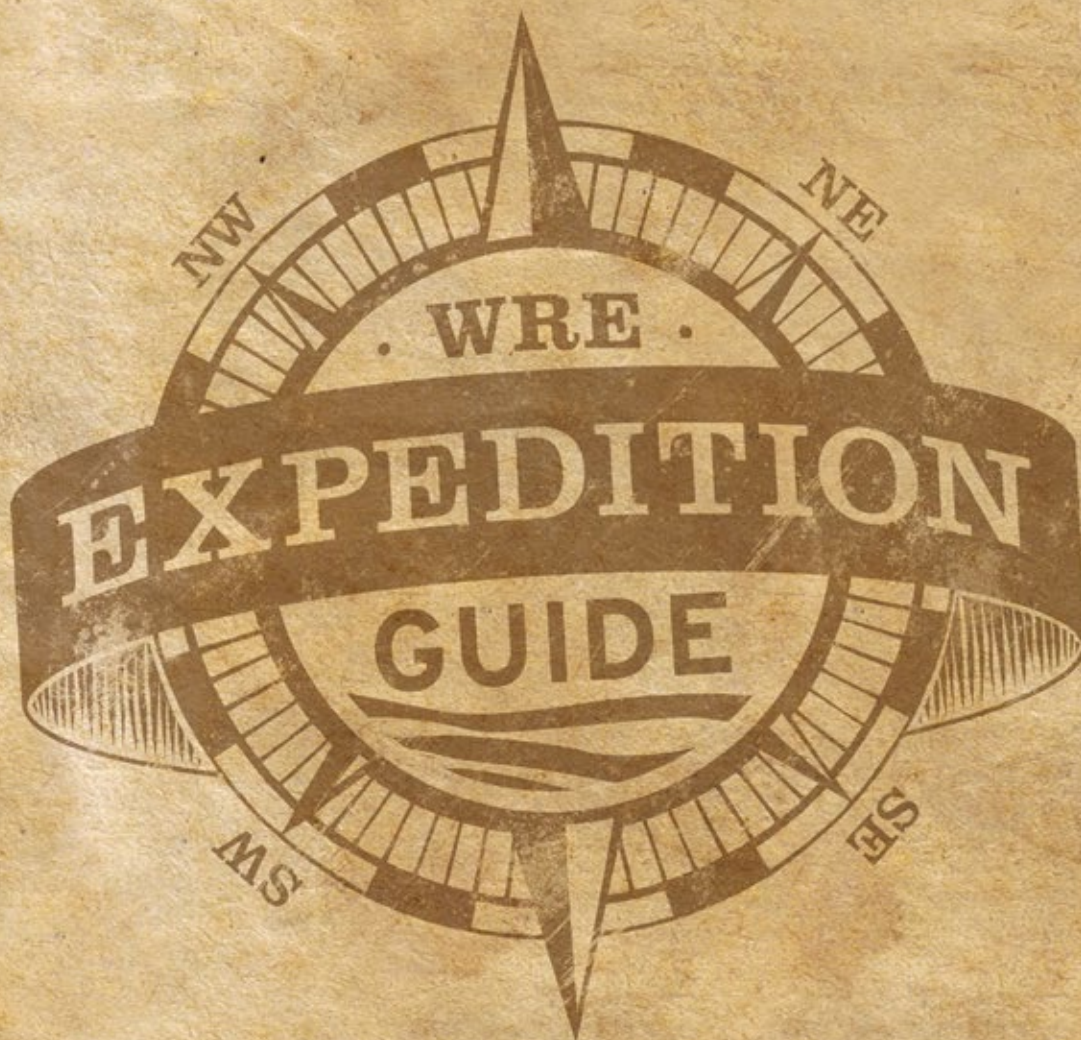




# Main Salmon River » Idaho

5 DAY EXPEDITION



**WESTERN**  
RIVER EXPEDITIONS

# Main Salmon River » Idaho

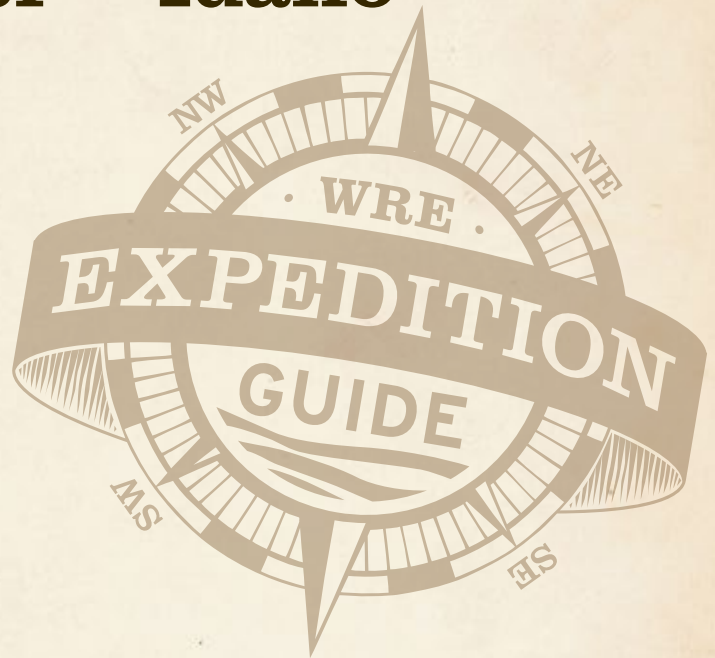
## 5 DAY EXPEDITION

### What to Expect

- ☞ Day-by-Day Itinerary
- ☞ Typical Day
- ☞ Learn About the Rafts
- ☞ Camping on the River
- ☞ Physical Requirements

### Get Ready!

- ☞ Packing List
- ☞ Packing Tips
- ☞ Travel Information
- ☞ Payment & Cancellation



# Main Salmon River » Idaho

## 5 DAY EXPEDITION

Rich in scenic wonders and history, the Main Salmon River rafting trip drops 1,200 feet in 82 miles, creating some of the most exciting Idaho whitewater rafting - earning it the "River of No Return" appellation from the Lewis & Clark Expedition. But the Main Salmon is a playground of blue-green waters that warm up to very comfortable temperatures in July and August. Calm sections and deep pools between rapids are perfect for relaxing, swimming, and simply absorbing the country's splendor. Idaho's rivers traverse the largest road-less wilderness in the United States besides Alaska. This wilderness is home to a rich history of both Native American and early homesteaders. You'll enjoy sandy camping beaches backed up to pine forests and granite mountains. Here, wildlife abounds and rock paintings left by ancient inhabitants still exist. ✨

### Day-by-Day Itinerary

**DAY ONE »** Meet at 7:30 AM (MST) in front of the Stagecoach Inn for shuttle to the river. Choose from oar boats, paddle rafts, or inflatable kayaks and enjoy moderate rapids such as Killum, Rainier and Devil's Tooth. More challenging rapids lay ahead. Stop at Barth Hot Springs, one of the best hot spring pools on the entire river. Relaxing time on the river and at camp gives time to absorb the splendor of the surrounding mountain wilderness.

**DAYS TWO & THREE »** Rise in the morning to fresh alpine air, enjoying a hearty breakfast prepared by your guides. Load the boats in preparation for whitewater rapids with tranquil water in between. This allows you to spot wildlife and gaze at mountain vistas that surround. At camp, you can enjoy a rousing game of beach volleyball, or explore the landscape. Enjoy a relaxing dinner by the river, and swap stories around the campfire at night.

**DAYS FOUR & FIVE »** Through a mile deep, heavily-forested canyon, you'll run Salmon Falls, Big Mallard, Elk Horn and several other exciting rapids. Explore Campbell's Ferry Ghost Town and Buckskin Bills Compound. Lower in the canyon, thick forest gives way to steep granite cliffs. Large sandy beaches and glass-like pools provide favorite play spots for swimming and beach volleyball.

Top off your final day with two of the largest rapids on the trip, "Chittam" and "Vinegar Creek". After lunch, you'll enjoy a scenic ride to the resort town of McCall, ID.

\*Note: This itinerary is provided as a sample. Daily activities and sights will vary based on weather conditions and guide preferences.



### QUICK FACTS

**Main Salmon:**

June - August - 5 days, 4 nights, 82 miles  
Minimum age: 6-12 years old, depending on river levels.

**Begins:** Salmon, ID






**Ends:** McCall, ID

**Travel Time from Nearest Major City:**

Boise, ID (255 miles, 5 hrs)

**Current Rates, visit:** [www.westernriver.com](http://www.westernriver.com)

### RATE INCLUDES

-  **HIKING »** Hikes to old homesteads, Panoramic vistas & more
-  **CAMPING »** Cots, tents, sleeping bags, chairs & water-resistant bag
-  **RAFTING »** Class II-IV rapids on the Main Salmon River
-  **MEALS »** All meals are prepared for you while on the river.
-  **TRANSFERS »** Shuttle service from Salmon, ID to boat launch at Corn Creek. Return shuttle from river's edge to McCall, ID.



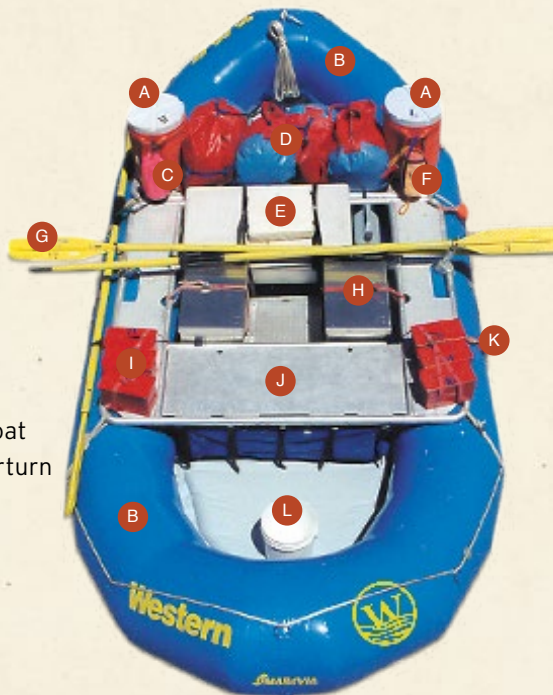
## Rafts on the Main Salmon

The Main Salmon offers the opportunity to paddle your own inflatable kayak, enjoy the excitement of a paddle raft, or ride aboard a comfortable oar rig piloted by your skilled guides.

### The Oar Rig

Your river guides will adeptly maneuver four to six passenger oar rigs. These specially designed 18-foot boats offer a comfortable ride and are "self-bailing" which means that any water that comes into the raft immediately flows back out.

- A Ice water and cold lemonade
- B Guest seating
- C First aid kit
- D Guest gear bags
- E Guide seat atop coolers
- F Throw bag
- G Oars
- H Dry food storage box
- I Personal storage boxes or bags
- J Storage for tents, cots, kitchen stoves, tables
- K "Flip Lines" designed to flip a boat over in the rare event of an overturn
- L Bucket for boat rinsing...  
...and water fighting



*"Another delightful trip from Western River... but our first kayaking white water and we are hooked! Western is such a class act... the guides go out of their way to make the trip a great experience whether 7 or 70. Though a senior, petite female, they made sure my trip was all it could be."*

PALM SPRINGS, California

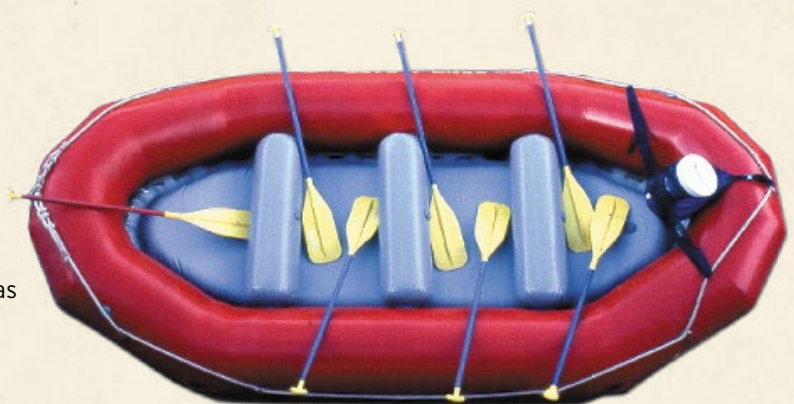
### Inflatable Kayak

Also known as a "duckie" or "duck," these two-person inflatable kayaks let you challenge the rapids on your own. They also provide a peaceful and relaxing way to recline and gaze up at the spectacular scenery in the calm stretches of river. If you've never paddled before, acquiring some basic paddle skills with the help of a guide takes only a few minutes. Inflatable kayaks are available throughout the trip and guests can take turns enjoying the ride.



### Paddle Raft

In conjunction with our Oar rigs, this trip also offers 18' paddleboats which provide "hands-on" excitement in conquering the waves with a spirited team of 6 to 8 rafters. Paddlers need not have any prior experience as your guides will provide ample instruction and ensure everyone's success.





## Camping on the River of No Return

Whether you're a veteran camper or experiencing sleeping in the outdoors for the first time, we will make camping simple. All you need to worry about is packing your personal items in a soft-sided duffle bag. We'll supply the rest:

- » **Cots** make sleeping and relaxing on the river easy.
- » **Roomy tents** are always available and easy to set up. You may be like many of our river guests who prefer to sleep under the vast canopy of stars. If you haven't ever experienced camping in the West you'll be surprised at how dry and comfortable everything stays when sleeping under the stars.
- » Freshly laundered **sleeping bags** and sheets provide warmth on cool evenings.
- » Water-resistant bags protect your personal belongings from exposure to sand and water.
- » A **personal day-use "ammo" can** keeps important items handy during the day.
- » **Camp chairs** offer comfortable seating while in camp.
- » A sturdy vinyl **ground cloth** keeps your gear and camping areas clean.

### TOILET FACILITIES

On the river we use a portable toilet and hand wash system that is set up each day in camp in a secluded location that assures privacy. The toilet is available from the time we pull into camp until we leave the following day. An orientation concerning everything from rapid safety to bathrooms will be given at the beginning of your trip.



*"I still haven't come down from this trip! It was amazing, beautiful, adventurous, fun, exciting & spiritual all at the same time. Having never camped a day in my adult life, I did things I never thought possible. From sleeping under the stars to washing in the river - it was incredible. I am so thankful we had the chance to experience the river."*

FLORENCE - New York



## Physical Requirements for Rafting Trips

Our primary concern is participant safety. The nature of an outdoor adventure involves some physical exertion and also possible exposure to weather conditions that can fluctuate greatly due to heat, sun, wind, or rain. We do have experience accommodating persons with a wide range of physical challenges, disabilities, or medical and health conditions. However, we have found that for some people the fact of age, weight, lack of conditioning, heart or other disease, can endanger themselves, other guests or create additional hardship that diminishes the suitability or enjoyment of this type of vacation. Please consider these conditions in making your choice of river adventures. Please check with your physician prior to your trip if you have any medical or health condition or if you are taking any medications, and then notify us of how we can better help you with these conditions. In general, participants will need to meet the following physical requirements:

- » Fit into a Type 5 Life Jacket (maximum chest size is 52") required by the U.S. Coast Guard
- » Ability to securely grip ropes provided for handholds while running the rapids
- » Enough agility to climb on and off the rafts—this could be as much as a 2-3 foot reach and often on wet and slippery surfaces
- » Ability to navigate uneven terrain on hikes and in camp
- » Carry your own dry bag which will include your 20-pound duffel bag along with the sleeping bag and ground cover provided

Our principle objective is for you and your fellow guests to have an enjoyable and fulfilling experience. If you are concerned about any of these requirements, please call our friendly staff to further discuss which trip is right for you.

Our Waiver & Acknowledgement of Risks Form will more fully describe some of the inherent risks involved in these activities. We look forward to having you join us on the adventure of a lifetime.

## Weather

We always hope for good weather but you should be prepared for the possibility of cooler weather and storms. This is applicable to all trips throughout the season. The following chart shows averages for the months of May through September. Temperatures and precipitation will vary. A rain storm or a cool front can happen anytime. You can find current weather forecasts at:

 [www.westernriver.com/trips/mainsalmon/weather.php](http://www.westernriver.com/trips/mainsalmon/weather.php)

### TEMPERATURES AND PRECIPITATION - MAIN SALMON RIVER, IDAHO:

	MAY	JUN	JUL	AUG	SEP
Mean Max. Temperature	69	78	87	86	75
Mean Min. Temperature	40	46	51	48	40
Precipitation (inches)	1.42	1.42	1.03	.82	.77



*"I had a great time on this trip, I would recommend this trip to anyone. The guides were unbelievable, they made the trip even better. Their knowledge of the river and the canyons were second to none. Besides their knowledge, the guides were alot of fun to talk with and listen to their stories. I expected to have a good time on the trip, and my expectations were met tenfold."*

TIM - Kansas



## Packing List & Travel Tips



### DUFFLE BAG

All of your personal items should be packed into a soft-sided duffle bag approximately 12" x 13" x 24" in size. These duffle bags are available at [www.redrockoutfitters.com](http://www.redrockoutfitters.com) (more info about this on reverse).



### AMMO CAN

Upon arrival to the river's edge, you will be provided a water-resistant day bag (approximately 7" x 13"). In this day bag, you will want to put those items you wish to access during the day (raingear, camera, gloves, sarong, medications, sun block, lip balm, river guidebook, etc). We recommend packing these items in a simple plastic grocery sack inside your duffle for easy transfer to your day bag at the launch site.



### GEAR BAG

Also upon arrival at the orientation meeting the night before your trip, you will receive a water-resistant gear bag. This bag will contain your sleeping bag, sheet and ground tarp. You will put your duffle bag inside this bag, roll the top down and clip it securely to avoid getting your personal gear wet. Your personal gear bag will be available at camp each night of your trip.

### CLOTHING ITEMS

- Two-piece rain suit. Quality rain gear offers protection against the cold water when running rapids early season. (No ponchos please)
- 2 - 3 swimsuits (2-piece swimsuit and quick-drying shorts or sports bra and shorts recommended for women)
- 2 - 3 quick-drying shirts, (long sleeved sunhoodies are breezy and effective sun protection)
- 2 pair of lightweight pants/shorts, shirts & underwear for camp
- 2 pair of socks for use in case of sunburn or foot injury
- 1 pair quick-drying pants (optional - for sun protection)
- Lightweight fleece top
- Sturdy water sandals or water shoes. Based on the type and condition of your footwear, you may want to consider a backup pair of sandals or shoes in case of any damage.
- Comfortable footwear for camp (optional - some guests prefer to change out of wet sandals or shoes into flip flops or other light weight shoes)
- Hat for sun protection with string or hat clip

### PERSONAL ITEMS

- Personal hygiene products, toothbrush & toothpaste
- Plenty of sunscreen & lip balm
- LavaLava/Sarong coverup (long cloth useful for sun cover, light towel, changing clothes under cover)
- After-sun moisturizing lotion
- Biodegradable soap (Ivory) ALL soaps must be used in a designated spot away from the river.
- Sport water bottle with clip or carabiner
- Small towel and wash cloth
- Small pack of tissues
- Small headlamp or flashlight with extra batteries
- Insect repellent (small container)
- Sunglasses with safety strap
- Camera - waterproof digital camera with extra batteries and memory. Phones as camera in waterproof cases/sleeves. Charging brick for phones recommended. (Cell service unavailable).
- Medication if needed (cool storage is available)
  - Small travel pillow
- Major credit card in case of evacuation
- Cash for gratuities, etc. (Your guides will make every effort to see that your trip is enjoyable and successful. Gratuities for guides are appropriate, greatly appreciated and at your discretion, as a gesture of thanks for their professionalism and service. A suggested guideline is 10-15% of the trip cost. The common practice is to give the gratuity to the trip leader on the last night. It will later be divided equally with the rest of the crew.)

### ADDITIONAL CLOTHING ITEMS - (COOL WEATHER)

- Neoprene booties, wool, or poly-pro socks
- Stocking cap
- Mid-weight fleece jacket
- Wool or fleece shirt
- Gloves (wool, fleece or neoprene)
- 1 additional set of poly-pro or capilene underwear (tops & bottoms)
- Dry suits can be rented at: [www.kayakacademy.com](http://www.kayakacademy.com)

### OPTIONAL PERSONAL ITEMS

- 2 small carabiners for clipping personal items to ropes
- Plastic bag for dirty or wet clothing
- A few clothespins to secure wet clothing while drying
- Disposable moist towelettes
- Personal bee sting kit (if allergic)
- Fishing gear and Idaho license (gear must be in protective case and disassembled during travel)
- Bandana or Buff



## Items Provided

- » Salmon, Idaho to Boat Launch at Corn Creek
- » Shuttle from Salmon River to McCall, Idaho
- » Professional, licensed guides
- » All meals between trip departure and return
- » All eating utensils and souvenir cup
- » Water & flavored drinks
- » Freshly laundered sleeping bag, sheet
- » Ground cover & cot
- » Tent
- » Water-resistant dry bag for sleeping gear and personal duffle bag
- » Water-resistant day-use "Ammo can" for personal items
- » Oar Boats, Paddle Rafts and Inflatable Kayaks
- » US Coastguard approved whitewater life jackets
- » Wilderness First-Aid kit
- » Sanitary Facilities

## Be Prepared for Any Weather:

Weather is always present on a river trip... Temperatures can fluctuate daily, and may even disobey predicted weather forecasts! It is wise to come prepared for anything, but we realize there are weight and size limitations for packing. While we cannot predict it all, hopefully we've given you the proper insights and information to prepare you for the adventure of a lifetime!

### Rain Gear



**Key Feature:** Easy to wear, versatile, best in warmer weather and rain.

**PROS:**

- Keeps you relatively dry without the "sweat chamber effect"
- Blocks wind-chill after rapids
- Versatile purpose/easy to wear
- Best for rain, shields whitewater

**CONS:**

- Not waterproof during large rapids
- Getting cold can be a threat to fun

vs.

### Paddle Gear



**Key Feature:** Neoprene rubber "gaskets" around wrists & neck. Best in cold weather & whitewater.

**PROS:**

- Nothing better for staying dry
- Ideal when weather remains cold
- Blocks water from all directions
- Best for whitewater

**CONS:**

- Hot & sweaty in warm weather
- Pullover style can be difficult
- Specialized purpose lacks versatility
- No hood for rainstorms

## Get Ready in One Order: Red Rock Outfitters

Through several decades of experience on the river, Western knows what clothing and gear will keep you smiling every second of your adventure. Specifically, we've bundled "The Works" for him, for her and one for gear in general. For your convenience, you can order all these items online with Western's retail division:



[www.RedRockOutfitters.com](http://www.RedRockOutfitters.com)  
**1-888-924-2050**





## FINAL CHECKLIST: The morning of your trip:

- Check out of your accommodations & eat a good breakfast.
- Meet in the morning at:
  - Driving to Salmon - 7:30 AM in front of the Stagecoach Inn
  - Boise Travel Package - 5:30 AM in front of the Best Western Vista Inn, you will meet the special charter flight shuttle.
- Come dressed and ready to raft (see diagram below):



### BIG SMILE

A smile is a curve that sets a lot of things straight

### RETENTION DEVICE(S)

River guides invented these thirty years ago for hats and sunglasses. They work!

### LIFE JACKET / PFD

Available at the river's edge, with the rafts

### LIP BALM & SUNSCREEN

At least 30 SPF - You will have time to apply this before rafting

### MEDICATION

(if needed)

### WATERPROOF CAMERA

Or use a waterproof / sandproof case

### QUALITY RAIN GEAR

Good quality rain gear is handy in your day bag for rain, but especially for rapids!



### HAT FOR SUN PROTECTION

Wide-brimmed hat, baseball cap or visor

### COMFORTABLE SHIRT

Best with UPF for sun protection

### SUNGLASSES

They're not just for Hollywood looks

### QUICK DRY SHORTS

Makes sitting on the raft more comfortable

### WATER BOTTLE WITH A CLIP

Always drink lots of water in the desert

### STURDY WATER SANDALS OR SHOES

No flip flops, mukluks, cowboy boots, spurs, etc.

## Gear provided:

- Large water-resistant gear bag containing a sleeping bag, sheet, and ground tarp. Once you are dressed and ready for the river that day, you should pack your personal duffel so it is ready to place inside this large rubber bag. You can access it again that night at camp. (Inaccessible during the day).
- Ammo Can to hold personal items you need throughout the day (sunscreen, lip balm, rain suit, camera, snacks). Save yourself time by packing these items in a separate bag, ready to grab from your duffel bag and place inside the day bag.
- Lifejacket / PFD will be handed out and proper fitting will be demonstrated by your guides when you meet them at the rafts.

## Things to bring:

- Duffel bag (approx. 12"x13"x24"), packed with personal items outlined on the packing list
- Extra drinks, if desired. Avoid glass containers. (see "Beverages" in General Information).
- Extra snacks, if desired. (Snacks will be provided during the trip).
- Camera(s) - Phones as cameras in waterproof cases/sleeves (Cell service unavailable)

## Things to leave: (NOT TO BRING ON THE RIVER)

- Suitcases & extra luggage should be left in Boise with the Travel Package option from Boise.
- Unnecessary electronic devices (game devices for kids, etc.)
- Jewelry



## General Information

**BEVERAGES »** Water and flavored drinks are available in unlimited quantities on the boats and in camp. If you wish to bring your own alcoholic beverages and soda pop you may do so in moderate amounts. Please avoid glass containers. Plastic bottles and aluminum cans work well.

**VALUABLES »** You will want to have photo ID, a major credit card, and some cash for gratuities, souvenirs and snacks. All other valuables and jewelry should be left at home. In addition, as a safety precaution we suggest that you not wear rings on the river. Also, each year a few of our guests traveling on airlines arrive without luggage. With this in mind, we suggest you carry with you medications, prescription glasses, and anything you may not be able to replace the evening before your trip departs.

**EXTRA LUGGAGE »** Transfer all your personal clothing and gear which you will need on the river expedition to a small lightweight duffle bag. Identify duffle bag with label. Suitcases and extra luggage can be transported to McCall or left behind in Boise. Please **DO NOT BRING SUITCASES** on your river trip. As part of your camping equipment package, we provide a water-resistant bag in which you will place your duffle bag as well as the sleeping bag that we provide.

**OTHER QUESTIONS »** If you have additional questions, our friendly staff is available Monday - Friday from 8:00 AM to 5:00 PM Mountain Time. Also, visit us online at [westernriver.com](http://westernriver.com) for more information. Be sure to see our "FAQS & POLICIES" section online under each trip.

## Payment & Cancellation Policies


### PAYING YOUR BALANCE

A deposit due at the time of your reservation. Final payment is due 120 days prior to trip departure and may be paid by check (preferably) or by credit card. All payments are non-refundable. We reserve the right to cancel your reservation if full payment is not collected by the due date.

### CANCELLATION & REFUNDS

The cancellation policy applies at the time of deposit. Details regarding cancellations and travel changes for each trip can be found at [WesternRiver.com](http://WesternRiver.com) or on your reservation confirmation. If you must cancel any reservation, the cancellation policy applies in every instance and there will be no exceptions for any reason. Western will not issue any refund for arriving late or leaving a trip early. Western River Expeditions is not responsible for any expenses incurred in preparation for any cancelled trips or for costs incurred due to travel delays, flight cancellations, or illness. If you are concerned about the possibility of having to cancel, you may find information about cancellation coverage and policy details at:

 [westernriver.com/cancellation](http://westernriver.com/cancellation)




**Fly Fishing & Spin Fishing** are both popular on Idaho rivers. Rainbow and Cutthroat Trout abound, as well as Steelhead and Wide Mouth Bass.

Idaho regulation requires barbless hooks, or barbs bent down. Some rivers have catch and release only policies.

Licences can be purchased online: at: <https://idfg.idaho.gov/licenses>  
By phone: 1-800-554-8685  
or in person in some instances the day before your trip.

Collapsible poles, or rigid pole cases are recommended. In some cases it may be possible to purchase the needed equipment just the day prior to the trip to avoid hassles with airline travel.



## Pre-Trip Travel Information

There are many travel options to consider in planning your Main Salmon rafting vacation. Simply give us a call and we'll discuss your options and help arrange everything for you. Meet in Salmon, Idaho by driving themselves, OR purchase the Travel Package and meet in Boise, ID.

### WHERE AND WHEN TO MEET

» If you are driving, meet at The Stagecoach Inn, 202 Hwy 93 N. Salmon, ID 83467, (208) 756-4251. An orientation meeting is held at 7:30 PM (MST) the night prior to departure at The Stagecoach Inn.

» If you are purchasing the travel package and flying to Boise, ID (BOI), you should arrive the day before your river trip begins. You will stay at the Best Western Vista Inn. Call (208) 336-8100 and they'll guide you to meet their airport shuttle. The next morning at 5:30 AM (MST) in front of the Best Western Vista Inn, you will meet the special charter flight shuttle. A beautiful early morning charter flight over the Central Idaho Wilderness Area will take you to Salmon, Idaho where you will meet your guides and begin your rafting adventure.

### WHERE TO STAY

#### » Day Prior to Departure:

Boise, ID: (Travel Package Only)  
Vista Inn  
2645 Airport Way  
Boise, ID 83705  
800-727-5004  
208-336-8100

If you are driving yourself directly to Salmon, ID:  
Stagecoach Inn  
201 Hwy 93 North  
Salmon, ID 83467  
208-756-2919

#### Pre-trip Orientation Meeting

is held at 7:30 PM the night before your river trip for guests in Salmon. This is an important meeting for you to attend. If you are traveling on your own, be sure to arrive in time.

#### Travel Package Guests

Guests with the Travel Package will receive orientation and dry bags at the river's edge.

#### Driving directly to Salmon?

Your car can be shuttled to McCall for an additional fee.

## Post-Trip Travel

On the last day of a Main Salmon rafting trip, trip participants will travel by bus to McCall, ID. The final night is spent at the Third Street Inn, 415 N Third St, McCall, ID 83638, (208)-634-6300

- » If you drove to Salmon, your car can be shuttled to McCall for a fee.
- » If you have chosen the travel package, the following morning after your night in McCall, you will be transported to the Boise Airport. Please make all flight arrangements out of Boise after 1:00 PM (MST).



## A Typical Day on the River

After meeting your guides you will be given a trip orientation that will include how and where you can sit on the rafts, how to hold on, and safety precautions while on the river.

A typical day will include rafting for a few hours at a time, stopping for scenic side-canyon hikes, bathroom breaks, lunch and possible swimming opportunities. Visiting with new-found friends and learning river lore and geology from the well-trained guides adds to the enjoyment of each day.

After a full day of learning and fun we arrive in camp. Western River's partner, Action Whitewater, provides cots, tents, sleeping bags, sheets, camp chairs and water-proof gear bags for all guests. You'll have no need to worry about bringing any of your own camping equipment.

While you relax at the river's edge, your guides will prepare dinner. Every night is different, but the menu may include items such as grilled chicken breast, steak with sautéed onions, pasta, fajitas or fresh fish.

At night, whether you choose to sleep in your tent or under the vast canopy of stars, the fresh night air and the rhythm of the river will lull you to sleep. Each morning, your guides will prepare a delicious breakfast. You'll have a chance to enjoy eating before returning to your campsite to take down your tent and pack up your belongings in your dry bag. After bringing your bag down to the boats, and you are off on another fun-filled day of adventure.

## Rafting Trips vs. Other Vacations

The setting and pace of a rafting adventure gives you something you don't find in other vacations. On a whitewater rafting trip, you will quickly discover why so many are calling this "the best vacation of their lives." It's the combination of drifting over tranquil pools of water under the shadows of towering rock formations, the exhilaration and thrill of rolling waves and crashing whitewater, the exploration of seldom-seen waterfalls and early human history, the peaceful moments of reflection as you gaze up at the star-studded sky and the fresh feeling of renewal as the morning sun slowly filters through winding canyons. All this provides an indescribable sense of belonging. A sense of oneness with yourself and those around you. A sense of adventure, reflection and renewal. Come discover the difference.

## Expedition Partners

Action Whitewater Adventures owns the river permits for the area you've chosen to explore. Western River Expeditions' friendship with Action Whitewater Adventures allows us to offer a wider variety of river expeditions in the west at the same rates as the trip operator. We are proud to work with Action Whitewater Adventures and are confident that you'll enjoy their hospitality and quality of river experience.



*"Our trip was amazing! I felt like a kid again. The guides were wonderful and really helped make the experience a great one. I would love to do this again!"*

**DONNA**, New York City

*"AMAZING!!! The trip itself was awesome: beautiful scenery, exciting rapids, awesome night skies...but really, it was the people that made the trip what it was! Fellow rafters: an extraordinary group of folks from all over the US, we really melded into a river "family"! The crew: Josh, Mark, Shad and John took such great care of all of us, were knowledgeable about the river, and were entertaining, fun, and funny!! This was definitely a trip to remember. I'm feeling a bit of post-river withdrawals, but thinking back on the great times we all shared, makes me smile all over again! If you're considering doing a raft trip with Western, don't hesitate!! You'll be so glad you did!"*

**QUINN** - Bend, Oregon